

IPEDS 2020-21 Data Collection System

IPEDS HELP DESK (877) 225-2568 | ipedshelp@rti.org

OMB NO. 1850-0582 v.27 : Approval Expires 8/31/2022

User ID: P1265625

Human Resources 2020-21

Institution: University of Colorado Denver/Anschutz Medical Campus (126562)

User ID: P1265625

Overview

Human Resources Overview

Welcome to the IPEDS Human Resources (HR) survey component. The HR component collects important information about your institution's staff.

Data Reporting Reminders

- Report data to accurately reflect the time period corresponding with the IPEDS survey component, even if such reporting is seemingly inconsistent with prior-year reporting. For example, if a summer term began later than usual due to Coronavirus Pandemic postponements, continue to report using the timeframes as defined in the IPEDS instructions. NCES expects that some data reported during the 2020-21 data collection year will vary from established prior trends due to the impacts of Coronavirus Pandemic. If an error edit is triggered even when submitting accurate data, please indicate in the corresponding context box or verbally to the Help Desk that the seemingly inconsistent data are accurate and reflect the effects of Coronavirus Pandemic.
- Report each employee only once. If an employee could be coded in more than one occupation, code the employee in the occupation that requires the highest level of skill OR if there is no measurable difference in skill requirements, code the employee in the occupation in which they spend the most time.
- Report staff members difficult to categorize in the "Human Resources Survey Evaluation" box at the end of the survey.
- Enter data on each displayed screen. If a screen is not applicable, enter at least one zero in a field on the screen and save before continuing.
- When reporting salary data (applicable to degree-granting institutions only) include all full-time, non-medical school, instructional staff - both with and without faculty status.

See the instructions for the **Key Reporting Concepts** section -- basic reporting concepts that will assist you in completing the Human Resources survey component.

Changes to reporting for 2020-21

There are no changes for this survey component.

Resources:

- To download the survey materials for this component: [Survey Materials](#)
- All staff must now be reported using the new IPEDS occupational categories, which align with the 2018 Standard Occupational Classification (SOC) codes. Additional information and resources can be found in the [IPEDS HR/SOC Information Center](#), including general information about the SOC, the IPEDS/SOC crosswalk, a SOC Browse Tool, Frequently Asked Questions, and Web Tutorials.
- To access your prior year data submission for this component: [Reported Data](#)

If you have questions about completing this survey, please contact the **IPEDS Help Desk at 1-877-225-2568**.

Institution: University of Colorado Denver/Anschutz Medical Campus (126562)

User ID: P1265625

Human Resources Screening Questions

Does your institution have any part-time staff?

If you answer Yes to this question, you will be provided the screens to report part-time staff.

- No
 Yes

Does your institution have graduate assistants?

If you answer Yes to this question, you will be provided the screens to report graduate assistants.

- No
 Yes

Does your institution have 15 or more full-time staff?

- No
 Yes

Does your institution have a tenure system?

If you answer Yes to this question, you will be provided the screens to report some data by tenure status.

- No
 Yes

Did your institution hire any full-time permanent staff who were included on the payroll of the institution between November 1, 2019 and October 31, 2020 either for the *first time (new to the institution) or after a break in service*? Do not exclude persons who were no longer on the payroll as of November 1, 2020. (Exclude persons who have returned from sabbatical leave and full-time instructional staff who are working less-than-9-month contracts.)

If you answer Yes to this question, you will be provided the screens to report full-time permanent new hires in Part H.

- No
 Yes

Do ALL of the instructional staff at your institution fall into any of the following categories?

If you answer Yes to any of the questions below, you will NOT be required to report Part G - Salaries for instructional staff. However, Part G will still be required for reporting data for full-time non-instructional staff.

- No Yes Are ALL of the instructional staff military personnel?
 No Yes Do ALL of the instructional staff contribute their services (e.g., members of a religious order)?

No Yes Do ALL of the instructional staff teach pre-clinical or clinical medicine?

You may use the box below to provide additional context for the data you have reported above.

Institution: University of Colorado Denver/Anschutz Medical Campus (126562)

User ID: P1265625

Part A1 - Full-time Instructional Staff by Academic Rank and Tenure Status - Tenured

Number of Full-time Instructional Staff With Faculty Status Tenured

As of November 1, 2020

- Report Hispanic/Latino individuals of any race as Hispanic/Latino
- Report race for non-Hispanic/Latino individuals only
- Include both Primarily Instruction and Instruction Combined with Research and/or Public Service
- Include both medical school and non-medical school staff

Men

Race/ethnicity	Academic Rank					No academic rank	Total
	Professors	Associate professors	Assistant professors	Instructors	Lecturers		
<u>Nonresident alien</u>	<input type="text"/>	<input type="text"/>	<input type="text"/>	<input type="text"/>	<input type="text"/>	<input type="text"/>	0
<u>Hispanic/Latino</u>	<input type="text" value="11"/>	<input type="text" value="11"/>	<input type="text"/>	<input type="text"/>	<input type="text"/>	<input type="text"/>	22
<u>American Indian or Alaska Native</u>	<input type="text" value="1"/>	<input type="text" value="1"/>	<input type="text"/>	<input type="text"/>	<input type="text"/>	<input type="text"/>	2
<u>Asian</u>	<input type="text" value="24"/>	<input type="text" value="16"/>	<input type="text"/>	<input type="text"/>	<input type="text"/>	<input type="text"/>	40
<u>Black or African American</u>	<input type="text" value="3"/>	<input type="text" value="1"/>	<input type="text"/>	<input type="text"/>	<input type="text"/>	<input type="text"/>	4
<u>Native Hawaiian or Other Pacific Islander</u>	<input type="text"/>	<input type="text"/>	<input type="text"/>	<input type="text"/>	<input type="text"/>	<input type="text"/>	0
<u>White</u>	<input type="text" value="211"/>	<input type="text" value="95"/>	<input type="text"/>	<input type="text"/>	<input type="text"/>	<input type="text"/>	306
Two or more races	<input type="text"/>	<input type="text"/>	<input type="text"/>	<input type="text"/>	<input type="text"/>	<input type="text"/>	0
<u>Race and ethnicity unknown</u>	<input type="text" value="6"/>	<input type="text" value="6"/>	<input type="text"/>	<input type="text"/>	<input type="text"/>	<input type="text"/>	12
Total men	256	130	0	0	0	0	386

Women

Race/ethnicity	Academic Rank					No academic rank	Total
	Professors	Associate professors	Assistant professors	Instructors	Lecturers		
Nonresident alien	<input type="text"/>	<input type="text"/>	<input type="text"/>	<input type="text"/>	<input type="text"/>	<input type="text"/>	0

Hispanic/Latino	<input type="text" value="5"/>	<input type="text" value="7"/>	<input type="text"/>	<input type="text"/>	<input type="text"/>	<input type="text"/>	12
American Indian or Alaska Native	<input type="text" value="1"/>	<input type="text" value="1"/>	<input type="text"/>	<input type="text"/>	<input type="text"/>	<input type="text"/>	2
Asian	<input type="text" value="10"/>	<input type="text" value="7"/>	<input type="text"/>	<input type="text"/>	<input type="text"/>	<input type="text"/>	17
Black or African American	<input type="text"/>	<input type="text" value="2"/>	<input type="text"/>	<input type="text"/>	<input type="text"/>	<input type="text"/>	2
Native Hawaiian or Other Pacific Islander	<input type="text"/>	<input type="text"/>	<input type="text"/>	<input type="text"/>	<input type="text"/>	<input type="text"/>	0
White	<input type="text" value="106"/>	<input type="text" value="54"/>	<input type="text"/>	<input type="text"/>	<input type="text"/>	<input type="text"/>	160
Two or more races	<input type="text" value="1"/>	<input type="text"/>	<input type="text"/>	<input type="text"/>	<input type="text"/>	<input type="text"/>	1
Race and ethnicity unknown	<input type="text" value="5"/>	<input type="text" value="3"/>	<input type="text"/>	<input type="text"/>	<input type="text"/>	<input type="text"/>	8
Total women	128	74	0	0	0	0	202
Total (men+women)	384	204	0	0	0	0	588
Total from prior year							603

Institution: University of Colorado Denver/Anschutz Medical Campus (126562)

User ID: P1265625

Part A1 - Full-time Instructional Staff by Academic Rank and Tenure Status - On Tenure Track

Number of Full-time Instructional Staff With Faculty Status On Tenure Track

As of November 1, 2020

- Report Hispanic/Latino individuals of any race as Hispanic/Latino
- Report race for non-Hispanic/Latino individuals only
- Include both Primarily Instruction and Instruction Combined with Research and/or Public Service
- Include both medical school and non-medical school staff

Men

Race/ethnicity	Academic Rank					No academic rank	Total
	Professors	Associate professors	Assistant professors	Instructors	Lecturers		
<u>Nonresident alien</u>	<input type="text" value="1"/>	<input type="text" value="2"/>	<input type="text" value="18"/>	<input type="text"/>	<input type="text"/>	<input type="text"/>	21
<u>Hispanic/Latino</u>	<input type="text" value="8"/>	<input type="text" value="19"/>	<input type="text" value="22"/>	<input type="text"/>	<input type="text"/>	<input type="text"/>	49
<u>American Indian or Alaska Native</u>	<input type="text" value="2"/>	<input type="text" value="1"/>	<input type="text" value="1"/>	<input type="text"/>	<input type="text"/>	<input type="text"/>	4
<u>Asian</u>	<input type="text" value="17"/>	<input type="text" value="29"/>	<input type="text" value="41"/>	<input type="text"/>	<input type="text"/>	<input type="text"/>	87
<u>Black or African American</u>	<input type="text"/>	<input type="text" value="4"/>	<input type="text" value="6"/>	<input type="text"/>	<input type="text"/>	<input type="text"/>	10
<u>Native Hawaiian or Other Pacific Islander</u>	<input type="text"/>	<input type="text" value="1"/>	<input type="text"/>	<input type="text"/>	<input type="text"/>	<input type="text"/>	1
<u>White</u>	<input type="text" value="137"/>	<input type="text" value="229"/>	<input type="text" value="265"/>	<input type="text"/>	<input type="text"/>	<input type="text"/>	631
Two or more races	<input type="text"/>	<input type="text" value="4"/>	<input type="text" value="3"/>	<input type="text"/>	<input type="text"/>	<input type="text"/>	7
<u>Race and ethnicity unknown</u>	<input type="text" value="24"/>	<input type="text" value="37"/>	<input type="text" value="115"/>	<input type="text"/>	<input type="text"/>	<input type="text"/>	176
Total men	189	326	471	0	0	0	986

Women

Race/ethnicity	Academic Rank					No academic rank	Total
	Professors	Associate professors	Assistant professors	Instructors	Lecturers		
Nonresident alien	<input type="text"/>	<input type="text"/>	<input type="text" value="14"/>	<input type="text"/>	<input type="text"/>	<input type="text"/>	14

Hispanic/Latino	6	20	30				56
American Indian or Alaska Native		1	2				3
Asian	5	36	62				103
Black or African American	1	3	9				13
Native Hawaiian or Other Pacific Islander		1					1
White	80	250	402				732
Two or more races	3	1	5				9
Race and ethnicity unknown	6	39	122				167
Total women	101	351	646	0	0	0	1,098
Total (men+women)	290	677	1,117	0	0	0	2,084
Total from prior year							2,003

Institution: University of Colorado Denver/Anschutz Medical Campus (126562)

User ID: P1265625

Part A1 - Full-time Instructional Staff by Academic Rank and Tenure Status - Multi-Year Contract

Number of Full-time Instructional Staff With Faculty Status Not on Tenure Track - Multi-Year Contract

As of November 1, 2020

- Report Hispanic/Latino individuals of any race as Hispanic/Latino
- Report race for non-Hispanic/Latino individuals only
- Include both Primarily Instruction and Instruction Combined with Research and/or Public Service
- Include both medical school and non-medical school staff

Men

Gender and race/ethnicity	Academic Rank					No academic rank	Total
	Professors	Associate professors	Assistant professors	Instructors	Lecturers		
<u>Nonresident alien</u>	<input type="text"/>	<input type="text"/>	<input type="text"/>	<input type="text"/>	<input type="text"/>	<input type="text"/>	0
<u>Hispanic/Latino</u>	<input type="text"/>	<input type="text"/>	<input type="text"/>	<input type="text"/>	<input type="text"/>	<input type="text"/>	0
<u>American Indian or Alaska Native</u>	<input type="text"/>	<input type="text"/>	<input type="text"/>	<input type="text"/>	<input type="text"/>	<input type="text"/>	0
<u>Asian</u>	<input type="text"/>	<input type="text"/>	<input type="text"/>	<input type="text"/>	<input type="text"/>	<input type="text"/>	0
<u>Black or African American</u>	<input type="text"/>	<input type="text"/>	<input type="text"/>	<input type="text"/>	<input type="text"/>	<input type="text"/>	0
<u>Native Hawaiian or Other Pacific Islander</u>	<input type="text"/>	<input type="text"/>	<input type="text"/>	<input type="text"/>	<input type="text"/>	<input type="text"/>	0
<u>White</u>	<input type="text"/>	<input type="text"/>	<input type="text"/>	<input type="text"/>	<input type="text"/>	<input type="text"/>	0
Two or more races	<input type="text"/>	<input type="text"/>	<input type="text"/>	<input type="text"/>	<input type="text"/>	<input type="text"/>	0
<u>Race and ethnicity unknown</u>	<input type="text"/>	<input type="text"/>	<input type="text"/>	<input type="text"/>	<input type="text"/>	<input type="text"/>	0
Total men	0	0	0	0	0	0	0

Women

Gender and race/ethnicity	Academic Rank					No academic rank	Total
	Professors	Associate professors	Assistant professors	Instructors	Lecturers		
Nonresident alien	<input type="text"/>	<input type="text"/>	<input type="text"/>	<input type="text"/>	<input type="text"/>	<input type="text"/>	0

Hispanic/Latino	<input type="text"/>	<input type="text"/>	<input type="text"/>	<input type="text"/>	<input type="text"/>	<input type="text"/>	0
American Indian or Alaska Native	<input type="text"/>	<input type="text"/>	<input type="text"/>	<input type="text"/>	<input type="text"/>	<input type="text"/>	0
Asian	<input type="text"/>	<input type="text"/>	<input type="text"/>	<input type="text"/>	<input type="text"/>	<input type="text"/>	0
Black or African American	<input type="text"/>	<input type="text"/>	<input type="text"/>	<input type="text"/>	<input type="text"/>	<input type="text"/>	0
Native Hawaiian or Other Pacific Islander	<input type="text"/>	<input type="text"/>	<input type="text"/>	<input type="text"/>	<input type="text"/>	<input type="text"/>	0
White	<input type="text"/>	<input type="text"/>	<input type="text"/>	<input type="text"/>	<input type="text"/>	<input type="text"/>	0
Two or more races	<input type="text"/>	<input type="text"/>	<input type="text"/>	<input type="text"/>	<input type="text"/>	<input type="text"/>	0
Race and ethnicity unknown	<input type="text"/>	<input type="text"/>	<input type="text"/>	<input type="text"/>	<input type="text"/>	<input type="text"/>	0
Total women	0	0	0	0	0	0	0
Total (men+women)	0	0	0	0	0	0	0
Total from prior year							

Institution: University of Colorado Denver/Anschutz Medical Campus (126562)

User ID: P1265625

Part A1 - Full-time Instructional Staff by Academic Rank and Tenure Status - Annual Contract

Number of Full-time Instructional Staff With Faculty Status Not on Tenure Track - Annual Contract

As of November 1, 2020

- Report Hispanic/Latino individuals of any race as Hispanic/Latino
- Report race for non-Hispanic/Latino individuals only
- Include both Primarily Instruction and Instruction Combined with Research and/or Public Service
- Include both medical school and non-medical school staff

Men

Race/ethnicity	Academic Rank					No academic rank	Total
	Professors	Associate professors	Assistant professors	Instructors	Lecturers		
<u>Nonresident alien</u>	<input type="text"/>	<input type="text"/>	<input type="text"/>	<input type="text" value="2"/>	<input type="text"/>	<input type="text"/>	2
<u>Hispanic/Latino</u>	<input type="text"/>	<input type="text"/>	<input type="text" value="1"/>	<input type="text" value="6"/>	<input type="text"/>	<input type="text"/>	7
<u>American Indian or Alaska Native</u>	<input type="text"/>	<input type="text"/>	<input type="text"/>	<input type="text" value="1"/>	<input type="text"/>	<input type="text"/>	1
<u>Asian</u>	<input type="text"/>	<input type="text" value="1"/>	<input type="text" value="3"/>	<input type="text" value="6"/>	<input type="text"/>	<input type="text"/>	10
<u>Black or African American</u>	<input type="text"/>	<input type="text" value="1"/>	<input type="text"/>	<input type="text" value="3"/>	<input type="text"/>	<input type="text"/>	4
<u>Native Hawaiian or Other Pacific Islander</u>	<input type="text"/>	<input type="text"/>	<input type="text"/>	<input type="text"/>	<input type="text"/>	<input type="text"/>	0
<u>White</u>	<input type="text" value="3"/>	<input type="text" value="10"/>	<input type="text" value="9"/>	<input type="text" value="61"/>	<input type="text"/>	<input type="text"/>	83
Two or more races	<input type="text"/>	<input type="text" value="1"/>	<input type="text"/>	<input type="text"/>	<input type="text"/>	<input type="text"/>	1
<u>Race and ethnicity unknown</u>	<input type="text" value="1"/>	<input type="text" value="2"/>	<input type="text" value="2"/>	<input type="text" value="8"/>	<input type="text"/>	<input type="text"/>	13
Total men	4	15	15	87	0	0	121

Women

Race/ethnicity	Academic Rank					No academic rank	Total
	Professors	Associate professors	Assistant professors	Instructors	Lecturers		
Nonresident alien	<input type="text"/>	<input type="text"/>	<input type="text"/>	<input type="text" value="1"/>	<input type="text"/>	<input type="text"/>	1

Hispanic/Latino	<input type="text"/>	<input type="text"/>	<input type="text" value="1"/>	<input type="text" value="7"/>	<input type="text"/>	<input type="text"/>	8
American Indian or Alaska Native	<input type="text"/>	<input type="text"/>	<input type="text"/>	<input type="text" value="1"/>	<input type="text"/>	<input type="text"/>	1
Asian	<input type="text"/>	<input type="text" value="1"/>	<input type="text" value="2"/>	<input type="text" value="2"/>	<input type="text"/>	<input type="text"/>	5
Black or African American	<input type="text"/>	<input type="text"/>	<input type="text" value="1"/>	<input type="text"/>	<input type="text"/>	<input type="text"/>	1
Native Hawaiian or Other Pacific Islander	<input type="text"/>	<input type="text"/>	<input type="text"/>	<input type="text"/>	<input type="text"/>	<input type="text"/>	0
White	<input type="text" value="2"/>	<input type="text" value="12"/>	<input type="text" value="26"/>	<input type="text" value="58"/>	<input type="text"/>	<input type="text"/>	98
Two or more races	<input type="text"/>	<input type="text"/>	<input type="text" value="1"/>	<input type="text"/>	<input type="text"/>	<input type="text"/>	1
Race and ethnicity unknown	<input type="text"/>	<input type="text"/>	<input type="text" value="1"/>	<input type="text" value="6"/>	<input type="text"/>	<input type="text"/>	7
Total women	2	13	32	75	0	0	122
Total (men+women)	6	28	47	162	0	0	243
Total from prior year							250

Institution: University of Colorado Denver/Anschutz Medical Campus (126562)

User ID: P1265625

Part A1 - Full-time Instructional Staff by Academic Rank and Tenure Status - Less-Than-Annual Contract

Number of Full-time Instructional Staff With Faculty Status Not on Tenure Track - Less-than-annual Contract

As of November 1, 2020

- Report Hispanic/Latino individuals of any race as Hispanic/Latino
- Report race for non-Hispanic/Latino individuals only
- Include both Primarily Instruction and Instruction Combined with Research and/or Public Service
- Include both medical school and non-medical school staff

Men

Race/ethnicity	Academic Rank					No academic rank	Total
	Professors	Associate professors	Assistant professors	Instructors	Lecturers		
<u>Nonresident alien</u>	<input type="text"/>	<input type="text"/>	<input type="text"/>	<input type="text"/>	<input type="text"/>	<input type="text"/>	0
<u>Hispanic/Latino</u>	<input type="text"/>	<input type="text"/>	<input type="text"/>	<input type="text"/>	<input type="text"/>	<input type="text"/>	0
<u>American Indian or Alaska Native</u>	<input type="text"/>	<input type="text"/>	<input type="text"/>	<input type="text"/>	<input type="text"/>	<input type="text"/>	0
<u>Asian</u>	<input type="text"/>	<input type="text"/>	<input type="text"/>	<input type="text"/>	<input type="text"/>	<input type="text"/>	0
<u>Black or African American</u>	<input type="text"/>	<input type="text"/>	<input type="text"/>	<input type="text"/>	<input type="text"/>	<input type="text"/>	0
<u>Native Hawaiian or Other Pacific Islander</u>	<input type="text"/>	<input type="text"/>	<input type="text"/>	<input type="text"/>	<input type="text"/>	<input type="text"/>	0
<u>White</u>	<input type="text"/>	<input type="text"/>	<input type="text"/>	2	<input type="text"/>	<input type="text"/>	2
Two or more races	<input type="text"/>	<input type="text"/>	<input type="text"/>	1	<input type="text"/>	<input type="text"/>	1
<u>Race and ethnicity unknown</u>	<input type="text"/>	<input type="text"/>	<input type="text"/>	<input type="text"/>	<input type="text"/>	<input type="text"/>	0
Total men	0	0	0	3	0	0	3

Women

Race/ethnicity	Academic Rank					No academic rank	Total
	Professors	Associate professors	Assistant professors	Instructors	Lecturers		
Nonresident alien	<input type="text"/>	<input type="text"/>	<input type="text"/>	<input type="text"/>	<input type="text"/>	<input type="text"/>	0

Hispanic/Latino	<input type="text"/>	<input type="text"/>	<input type="text"/>	<input type="text"/>	<input type="text"/>	<input type="text"/>	0
American Indian or Alaska Native	<input type="text"/>	<input type="text"/>	<input type="text"/>	<input type="text"/>	<input type="text"/>	<input type="text"/>	0
Asian	<input type="text"/>	<input type="text"/>	<input type="text"/>	<input type="text"/>	<input type="text"/>	<input type="text"/>	0
Black or African American	<input type="text"/>	<input type="text"/>	<input type="text"/>	<input type="text"/>	<input type="text"/>	<input type="text"/>	0
Native Hawaiian or Other Pacific Islander	<input type="text"/>	<input type="text"/>	<input type="text"/>	<input type="text"/>	<input type="text"/>	<input type="text"/>	0
White	<input type="text"/>	<input type="text" value="1"/>	<input type="text"/>	<input type="text" value="1"/>	<input type="text"/>	<input type="text"/>	2
Two or more races	<input type="text"/>	<input type="text"/>	<input type="text"/>	<input type="text"/>	<input type="text"/>	<input type="text"/>	0
Race and ethnicity unknown	<input type="text"/>	<input type="text"/>	<input type="text"/>	<input type="text"/>	<input type="text"/>	<input type="text"/>	0
Total women	0	1	0	1	0	0	2
Total (men+women)	0	1	0	4	0	0	5
Total from prior year							1

Institution: University of Colorado Denver/Anschutz Medical Campus (126562)

User ID: P1265625

Part A1 - Full-time Instructional Staff by Academic Rank and Tenure Status - Indefinite duration contract

Number of Full-time Instructional Staff With Faculty Status Not on Tenure Track - Indefinite duration contract

As of November 1, 2020

- Report Hispanic/Latino individuals of any race as Hispanic/Latino
- Report race for non-Hispanic/Latino individuals only
- Include both Primarily Instruction and Instruction Combined with Research and/or Public Service
- Include both medical school and non-medical school staff

Men

Gender and race/ethnicity	Academic Rank					No academic rank	Total
	Professors	Associate professors	Assistant professors	Instructors	Lecturers		
<u>Nonresident alien</u>	<input type="text"/>	<input type="text"/>	<input type="text" value="2"/>	<input type="text" value="2"/>	<input type="text"/>	<input type="text"/>	4
<u>Hispanic/Latino</u>	<input type="text"/>	<input type="text" value="5"/>	<input type="text" value="2"/>	<input type="text" value="17"/>	<input type="text"/>	<input type="text"/>	24
<u>American Indian or Alaska Native</u>	<input type="text"/>	<input type="text"/>	<input type="text"/>	<input type="text"/>	<input type="text"/>	<input type="text"/>	0
<u>Asian</u>	<input type="text"/>	<input type="text" value="1"/>	<input type="text"/>	<input type="text" value="18"/>	<input type="text"/>	<input type="text"/>	19
<u>Black or African American</u>	<input type="text"/>	<input type="text"/>	<input type="text"/>	<input type="text" value="2"/>	<input type="text"/>	<input type="text"/>	2
<u>Native Hawaiian or Other Pacific Islander</u>	<input type="text"/>	<input type="text"/>	<input type="text"/>	<input type="text" value="1"/>	<input type="text"/>	<input type="text"/>	1
<u>White</u>	<input type="text" value="1"/>	<input type="text" value="13"/>	<input type="text" value="13"/>	<input type="text" value="218"/>	<input type="text"/>	<input type="text"/>	245
Two or more races	<input type="text"/>	<input type="text"/>	<input type="text"/>	<input type="text" value="2"/>	<input type="text"/>	<input type="text"/>	2
<u>Race and ethnicity unknown</u>	<input type="text"/>	<input type="text" value="1"/>	<input type="text" value="2"/>	<input type="text" value="105"/>	<input type="text"/>	<input type="text"/>	108
Total men	1	20	19	365	0	0	405

Women

Gender and race/ethnicity	Academic Rank					No academic rank	Total
	Professors	Associate professors	Assistant professors	Instructors	Lecturers		
Nonresident alien	<input type="text"/>	<input type="text"/>	<input type="text" value="1"/>	<input type="text" value="4"/>	<input type="text"/>	<input type="text"/>	5

Hispanic/Latino	<input type="text"/>	<input type="text" value="1"/>	<input type="text" value="1"/>	<input type="text" value="48"/>	<input type="text"/>	<input type="text"/>	50
American Indian or Alaska Native	<input type="text"/>	<input type="text"/>	<input type="text"/>	<input type="text"/>	<input type="text"/>	<input type="text"/>	0
Asian	<input type="text"/>	<input type="text" value="5"/>	<input type="text" value="3"/>	<input type="text" value="41"/>	<input type="text"/>	<input type="text"/>	49
Black or African American	<input type="text"/>	<input type="text"/>	<input type="text" value="2"/>	<input type="text" value="16"/>	<input type="text"/>	<input type="text"/>	18
Native Hawaiian or Other Pacific Islander	<input type="text"/>	<input type="text"/>	<input type="text"/>	<input type="text" value="1"/>	<input type="text"/>	<input type="text"/>	1
White	<input type="text" value="8"/>	<input type="text" value="15"/>	<input type="text" value="36"/>	<input type="text" value="821"/>	<input type="text"/>	<input type="text"/>	880
Two or more races	<input type="text"/>	<input type="text"/>	<input type="text"/>	<input type="text" value="10"/>	<input type="text"/>	<input type="text"/>	10
Race and ethnicity unknown	<input type="text"/>	<input type="text"/>	<input type="text" value="5"/>	<input type="text" value="267"/>	<input type="text"/>	<input type="text"/>	272
Total women	8	21	48	1,208	0	0	1,285
Total (men+women)	9	41	67	1,573	0	0	✓ 1,690
Total from prior year							1,624

Institution: University of Colorado Denver/Anschutz Medical Campus (126562)

User ID: P1265625

Part A1 - Full-time Instructional Staff - Without Faculty Status**Number of Full-time Instructional Staff Without Faculty Status**

As of November 1, 2020

- Report Hispanic/Latino individuals of any race as Hispanic/Latino
- Report race for non-Hispanic/Latino individuals only
- Include both Primarily Instruction and Instruction Combined with Research and/or Public Service
- Include both medical school and non-medical school staff

Men

Race/ethnicity	Without Faculty Status
<u>Nonresident alien</u>	<input type="text" value="0"/>
<u>Hispanic/Latino</u>	<input type="text"/>
<u>American Indian or Alaska Native</u>	<input type="text"/>
<u>Asian</u>	<input type="text"/>
<u>Black or African American</u>	<input type="text"/>
<u>Native Hawaiian or Other Pacific Islander</u>	<input type="text"/>
<u>White</u>	<input type="text"/>
Two or more races	<input type="text"/>
<u>Race and ethnicity unknown</u>	<input type="text"/>
Total men	0

Women

Race/ethnicity	Without Faculty Status
Nonresident alien	<input type="text"/>
Hispanic/Latino	<input type="text"/>
American Indian or Alaska Native	<input type="text"/>

Asian	<input type="text"/>
Black or African American	<input type="text"/>
Native Hawaiian or Other Pacific Islander	<input type="text"/>
White	<input type="text"/>
Two or more races	<input type="text"/>
Race and ethnicity unknown	<input type="text"/>
Total women	0
Total (men+women)	0
Total from prior year	

Institution: University of Colorado Denver/Anschutz Medical Campus (126562)

User ID: P1265625

Part A2 - Full-time Instructional Staff by Function

Number of Full-time Instructional Staff

As of November 1, 2020

- Report Primarily Instruction and Instruction combined with Research and/or Public Service separately, as indicated below
- Report Non-medical school and Medical school staff separately, as indicated below

		With <u>Faculty Status</u>						Without Faculty Status	Total
		<u>Tenured</u>	<u>On Tenure Track</u>	<u>Not on Tenure Track</u>					
				<u>Multi-year</u>	<u>Annual contract</u>	<u>Less-than-annual contract</u>	<u>Indefinite duration (continuing or at-will)</u>		
<u>Non-medical school staff</u>		341	182	0	243	5	149	0	920
Non-medical school staff from prior year		348	178		250	1	165		942
<u>Primarily Instruction</u>		0	0	0	243	5	130	0	378
	i Exclusively credit	<input type="text"/>	<input type="text"/>	<input type="text"/>	<input type="text" value="243"/>	<input type="text" value="5"/>	<input type="text" value="130"/>	<input type="text"/>	378
	i Exclusively not-for-credit	<input type="text"/>	<input type="text"/>	<input type="text"/>	<input type="text"/>	<input type="text"/>	<input type="text"/>	<input type="text"/>	0
	Combined credit/not-for-credit	<input type="text"/>	<input type="text"/>	<input type="text"/>	<input type="text"/>	<input type="text"/>	<input type="text"/>	<input type="text"/>	0
<u>Instruction/research/public service staff</u>		<input type="text" value="341"/>	<input type="text" value="182"/>	<input type="text"/>	<input type="text"/>	<input type="text"/>	<input type="text" value="19"/>	<input type="text"/>	542
<u>Medical school staff</u>		247	1,902	0	0	0	1,541	0	3,690
Medical school staff from prior year		255	1,825		0	0	1,459		3,539
<u>Primarily Instruction</u>		0	0	0	0	0	1,536	0	1,536
	Exclusively credit	<input type="text"/>	<input type="text"/>	<input type="text"/>	<input type="text"/>	<input type="text"/>	<input type="text" value="1,536"/>	<input type="text"/>	1,536

	Exclusively not-for-credit	<input type="text"/>	<input type="text"/>	<input type="text"/>	<input type="text"/>	<input type="text"/>	<input type="text"/>	<input type="text"/>	<input type="text"/>	0
	Combined credit/not-for-credit	<input type="text"/>	<input type="text"/>	<input type="text"/>	<input type="text"/>	<input type="text"/>	<input type="text"/>	<input type="text"/>	<input type="text"/>	0
	<u>Instruction/research/public service staff</u>	<input type="text" value="247"/>	<input type="text" value="1,902"/>	<input type="text"/>	<input type="text"/>	<input type="text"/>	<input type="text" value="5"/>	<input type="text"/>		2,154
Total carried forward from previous screens		588	2,084	0	243	5	1,690	0		4,610

Institution: University of Colorado Denver/Anschutz Medical Campus (126562)

User ID: P1265625

Part A3 - Full-time Instructional Staff - Totals

Total number of Full-time Instructional Staff

As of November 1, 2020

Race/ethnicity	Total men	Total women	Total (men+women)
Nonresident alien	27	20	47
Hispanic/Latino	102	126	228
American Indian or Alaska Native	7	6	13
Asian	156	174	330
Black or African American	20	34	54
Native Hawaiian or Other Pacific Islander	2	2	4
White	1,267	1,872	3,139
Two or more races	11	21	32
Race and ethnicity unknown	309	454	763
Total	1,901	2,709	4,610
Total from prior year			4,481

Institution: University of Colorado Denver/Anschutz Medical Campus (126562)

User ID: P1265625

Part B1 - Full-time Non-instructional Staff by Occupational Category

Number of Full-time Non-instructional Staff by Occupational Category

As of November 1, 2020

- Report Hispanic/Latino individuals of any race as Hispanic/Latino
- Report race for non-Hispanic/Latino individuals only
- Include both medical school and non-medical school staff

Men

Race/ethnicity	<u>Instructional Staff</u> (carried forward from Part A)	<u>Research staff</u>	<u>Public Service staff</u>
<u>Nonresident alien</u>	27	<input type="text" value="73"/>	<input type="text"/>
<u>Hispanic/Latino</u>	102	<input type="text" value="20"/>	<input type="text" value="4"/>
<u>American Indian or Alaska Native</u>	7	<input type="text"/>	<input type="text"/>
<u>Asian</u>	156	<input type="text" value="53"/>	<input type="text" value="2"/>
<u>Black or African American</u>	20	<input type="text" value="5"/>	<input type="text"/>
<u>Native Hawaiian or Other Pacific Islander</u>	2	<input type="text"/>	<input type="text"/>
<u>White</u>	1,267	<input type="text" value="164"/>	<input type="text" value="35"/>
Two or more races	11	<input type="text" value="2"/>	<input type="text"/>
<u>Race and ethnicity unknown</u>	309	<input type="text" value="48"/>	<input type="text" value="11"/>
Total men	1,901	365	52

Women

Race/ethnicity	<u>Instructional Staff</u> (carried forward from Part A)	<u>Research staff</u>	<u>Public Service staff</u>
Nonresident alien	20	<input type="text" value="55"/>	<input type="text"/>
Hispanic/Latino	126	<input type="text" value="30"/>	<input type="text" value="7"/>

American Indian or Alaska Native	6	<input type="text"/>	<input type="text"/>
Asian	174	<input type="text" value="60"/>	<input type="text" value="9"/>
Black or African American	34	<input type="text" value="8"/>	<input type="text" value="1"/>
Native Hawaiian or Other Pacific Islander	2	<input type="text" value="1"/>	<input type="text"/>
White	1,872	<input type="text" value="238"/>	<input type="text" value="57"/>
Two or more races	21	<input type="text" value="7"/>	<input type="text"/>
Race and ethnicity unknown	454	<input type="text" value="57"/>	<input type="text" value="12"/>
Total women	2,709	456	86
Total (men+women)	4,610	821	138
Total from prior year	4,481	810	121

Institution: University of Colorado Denver/Anschutz Medical Campus (126562)

User ID: P1265625

Part B1 - Full-time Non-instructional Staff by Occupational Category

Number of Full-time Non-instructional Staff by Occupational Category

As of November 1, 2020

- Report Hispanic/Latino individuals of any race as Hispanic/Latino
- Report race for non-Hispanic/Latino individuals only
- Include both medical school and non-medical school staff

Men

Race/ethnicity	<u>Archivists, Curators, and Museum Technicians</u> 25-4010	<u>Librarians and Media Collections Specialists</u> 25-4020	<u>Library Technicians</u> 25-4030	i <u>Student and Academic Affairs and Other Education Services Occupations</u> 25-2000 + 25-3000 + 25-9000
<u>Nonresident alien</u>	<input type="text"/>	<input type="text"/>	<input type="text"/>	<input type="text"/>
<u>Hispanic/Latino</u>	<input type="text"/>	<input type="text" value="2"/>	<input type="text" value="2"/>	<input type="text" value="11"/>
<u>American Indian or Alaska Native</u>	<input type="text"/>	<input type="text"/>	<input type="text"/>	<input type="text"/>
<u>Asian</u>	<input type="text"/>	<input type="text"/>	<input type="text"/>	<input type="text" value="3"/>
<u>Black or African American</u>	<input type="text"/>	<input type="text"/>	<input type="text"/>	<input type="text" value="5"/>
<u>Native Hawaiian or Other Pacific Islander</u>	<input type="text"/>	<input type="text"/>	<input type="text"/>	<input type="text"/>
<u>White</u>	<input type="text"/>	<input type="text" value="8"/>	<input type="text" value="2"/>	<input type="text" value="31"/>
Two or more races	<input type="text"/>	<input type="text"/>	<input type="text"/>	<input type="text"/>
<u>Race and ethnicity unknown</u>	<input type="text"/>	<input type="text" value="1"/>	<input type="text" value="1"/>	<input type="text" value="4"/>
Total men	0	11	5	54

Women

Race/ethnicity	<u>Archivists, Curators, and Museum Technicians</u> 25-4010	<u>Librarians and Media Collections Specialists</u> 25-4020	<u>Library Technicians</u> 25-4030	<u>Student and Academic Affairs and Other Education Services Occupations</u> 25-2000 + 25-3000 + 25-9000
----------------	--	--	---	---

Nonresident alien	<input type="text"/>	<input type="text"/>	<input type="text"/>	<input type="text"/>
Hispanic/Latino	<input type="text"/>	<input type="text"/>	<input type="text"/>	<input type="text" value="41"/>
American Indian or Alaska Native	<input type="text"/>	<input type="text"/>	<input type="text"/>	<input type="text" value="1"/>
Asian	<input type="text"/>	<input type="text" value="3"/>	<input type="text" value="4"/>	<input type="text" value="19"/>
Black or African American	<input type="text"/>	<input type="text"/>	<input type="text"/>	<input type="text" value="13"/>
Native Hawaiian or Other Pacific Islander	<input type="text"/>	<input type="text"/>	<input type="text"/>	<input type="text" value="1"/>
White	<input type="text"/>	<input type="text" value="18"/>	<input type="text"/>	<input type="text" value="166"/>
Two or more races	<input type="text"/>	<input type="text" value="1"/>	<input type="text"/>	<input type="text" value="8"/>
Race and ethnicity unknown	<input type="text"/>	<input type="text" value="1"/>	<input type="text" value="1"/>	<input type="text" value="34"/>
Total women	0	23	5	283
Total (men+women)	0	34	10	337
Total from prior year		39	11	345

Institution: University of Colorado Denver/Anschutz Medical Campus (126562)

User ID: P1265625

Part B1 - Full-time Non-instructional Staff by Occupational Category

Number of Full-time Non-instructional Staff by Occupational Category

As of November 1, 2020

- Report Hispanic/Latino individuals of any race as Hispanic/Latino
- Report race for non-Hispanic/Latino individuals only
- Include both medical school and non-medical school staff

Men

Race/ethnicity	<u>Management Occupations</u> 11-0000	<u>Business and Financial Operations Occupations</u> 13-0000	<u>Computer, Engineering, and Science Occupations</u> 15-0000 + 17-0000 + 19-0000	<u>Community, Social Service, Legal, Arts, Design, Entertainment, Sports, and Media Occupations</u> 21-0000 + 23-0000 + 27-0000	<u>Healthcare Practitioners and Technical Occupations</u> 29-0000
<u>Nonresident alien</u>	1	2	13		13
<u>Hispanic/Latino</u>	32	17	57	4	44
<u>American Indian or Alaska Native</u>		1	1		2
<u>Asian</u>	22	13	36	2	61
<u>Black or African American</u>	20	9	15	3	20
<u>Native Hawaiian or Other Pacific Islander</u>		2	1		
<u>White</u>	244	86	371	16	225
Two or more races	8	2	9	2	7
<u>Race and ethnicity unknown</u>	25	20	75	6	278
Total men	352	152	578	33	650

Women

			Computer, Engineering,		
--	--	--	------------------------	--	--

Race/ethnicity	<u>Management Occupations</u> 11-0000	<u>Business and Financial Operations Occupations</u> 13-0000	<u>Computer, Engineering, and Science Occupations</u> 15-0000 + 17-0000 + 19-0000	<u>Community, Social Service, Legal, Arts, Design, Entertainment, Sports, and Media Occupations</u> 21-0000 + 23-0000 + 27-0000	<u>Healthcare Practitioners and Technical Occupations</u> 29-0000
Nonresident alien	<input type="text" value=""/>	<input type="text" value="2"/>	<input type="text" value="19"/>	<input type="text" value="1"/>	<input type="text" value="7"/>
Hispanic/Latino	<input type="text" value="63"/>	<input type="text" value="63"/>	<input type="text" value="109"/>	<input type="text" value="17"/>	<input type="text" value="70"/>
American Indian or Alaska Native	<input type="text" value="4"/>	<input type="text" value="1"/>	<input type="text" value="16"/>	<input type="text" value=""/>	<input type="text" value="4"/>
Asian	<input type="text" value="40"/>	<input type="text" value="44"/>	<input type="text" value="100"/>	<input type="text" value="3"/>	<input type="text" value="73"/>
Black or African American	<input type="text" value="28"/>	<input type="text" value="32"/>	<input type="text" value="23"/>	<input type="text" value="6"/>	<input type="text" value="33"/>
Native Hawaiian or Other Pacific Islander	<input type="text" value=""/>	<input type="text" value=""/>	<input type="text" value=""/>	<input type="text" value=""/>	<input type="text" value=""/>
White	<input type="text" value="496"/>	<input type="text" value="336"/>	<input type="text" value="671"/>	<input type="text" value="73"/>	<input type="text" value="321"/>
Two or more races	<input type="text" value="11"/>	<input type="text" value="8"/>	<input type="text" value="15"/>	<input type="text" value="1"/>	<input type="text" value="4"/>
Race and ethnicity unknown	<input type="text" value="48"/>	<input type="text" value="58"/>	<input type="text" value="135"/>	<input type="text" value="8"/>	<input type="text" value="348"/>
Total women	690	544	1,088	109	860
Total (men+women)	1,042	696	1,666	142	1,510
Total from prior year	1,033	730	1,720	145	1,493

Institution: University of Colorado Denver/Anschutz Medical Campus (126562)

User ID: P1265625

Part B1 - Full-time Non-instructional Staff by Occupational Category

Number of Full-time Non-instructional Staff by Occupational Category

As of November 1, 2020

- Report Hispanic/Latino individuals of any race as Hispanic/Latino
- Report race for non-Hispanic/Latino individuals only
- Include both medical school and non-medical school staff

Men

Race/ethnicity	<u>Service Occupations</u> 31-0000 + 33-0000 + 35-0000 + 37-0000 + 39-0000	<u>Sales and Related</u> <u>Occupations</u> 41-0000	<u>Office and Administrative</u> <u>Support Occupations</u> 43-0000	<u>Natural Resources,</u> <u>Construction, and</u> <u>Maintenance Occupations</u> 45-0000 + 47-0000 + 49-0000	<u>Production, Transportation,</u> <u>and Material Moving</u> <u>Occupations</u> 51-0000 + 53-0000	Grand Total (All full-time staff)
<u>Nonresident alien</u>	<input type="text"/>	<input type="text"/>	<input type="text"/>	<input type="text"/>	<input type="text"/>	129
<u>Hispanic/Latino</u>	<input type="text" value="16"/>	<input type="text"/>	<input type="text" value="16"/>	<input type="text" value="23"/>	<input type="text" value="5"/>	355
<u>American Indian or Alaska Native</u>	<input type="text"/>	<input type="text"/>	<input type="text"/>	<input type="text" value="2"/>	<input type="text"/>	13
<u>Asian</u>	<input type="text" value="1"/>	<input type="text"/>	<input type="text" value="7"/>	<input type="text" value="3"/>	<input type="text"/>	359
<u>Black or African American</u>	<input type="text" value="9"/>	<input type="text"/>	<input type="text" value="4"/>	<input type="text" value="9"/>	<input type="text" value="1"/>	120
<u>Native Hawaiian or Other Pacific Islander</u>	<input type="text"/>	<input type="text"/>	<input type="text" value="2"/>	<input type="text"/>	<input type="text"/>	7
<u>White</u>	<input type="text" value="29"/>	<input type="text"/>	<input type="text" value="30"/>	<input type="text" value="74"/>	<input type="text" value="18"/>	2,600
Two or more races	<input type="text"/>	<input type="text"/>	<input type="text" value="1"/>	<input type="text" value="1"/>	<input type="text"/>	43
<u>Race and ethnicity unknown</u>	<input type="text" value="9"/>	<input type="text"/>	<input type="text" value="4"/>	<input type="text" value="5"/>	<input type="text" value="3"/>	799
Total men	64	0	64	117	27	4,425

Women

Race/ethnicity	<u>Service Occupations</u> 31-0000 + 33-0000 + 35-0000 + 37-0000 + 39-0000	<u>Sales and</u> <u>Related</u> <u>Occupations</u> 41-0000	<u>Office and</u> <u>Administrative</u> <u>Support Occupations</u> 43-0000	<u>Natural Resources,</u> <u>Construction, and</u> <u>Maintenance Occupations</u> 45-0000 + 47-0000 + 49-0000	<u>Production, Transportation,</u> <u>and Material Moving</u> <u>Occupations</u> 51-0000 + 53-0000	Grand Total (All full- time staff)
Nonresident alien	1					105
Hispanic/Latino	23		91	1	2	643
American Indian or Alaska Native			3			35
Asian	3		8	1		541
Black or African American	10		42	2	2	234
Native Hawaiian or Other Pacific Islander			1			5
White	38		181	3	1	4,471
Two or more races	2		9			87
Race and ethnicity unknown	10		33	1	3	1,203
Total women	87	0	368	8	8	7,324
Total (men+women)	151	0	432	125	35	11,749
Total from prior year	180		457	133	39	11,737

Institution: University of Colorado Denver/Anschutz Medical Campus (126562)

User ID: P1265625

Part B2 - Full-time Non-instructional Staff by Occupational Category and Tenure Status

Number of **Full-time Non-instructional Staff**

As of November 1, 2020

Non-medical school staff

Occupational category	With <u>Faculty Status</u>						Without Faculty Status	Total
	<u>Tenured</u>	<u>On Tenure Track</u>	<u>Not on Tenure Track</u>					
			<u>Multi-year</u>	<u>Annual contract</u>	<u>Less-than-annual contract</u>	<u>Indefinite duration (continuing or at-will)</u>		
<u>Research staff</u>	<input type="text"/>	<input type="text"/>	<input type="text"/>	<input type="text"/>	<input type="text"/>	<input type="text" value="159"/>	<input type="text"/>	159
<u>Public Service staff</u>	<input type="text"/>	<input type="text"/>	<input type="text"/>	<input type="text"/>	<input type="text"/>	<input type="text" value="37"/>	<input type="text"/>	37
<u>Archivists, Curators, and Museum Technicians</u> 25-4010	<input type="text"/>	<input type="text"/>	<input type="text"/>	<input type="text"/>	<input type="text"/>	<input type="text"/>	<input type="text"/>	0
<u>Librarians and Media Collections Specialists</u> 25-4020	<input type="text" value="2"/>	<input type="text" value="9"/>	<input type="text"/>	<input type="text"/>	<input type="text"/>	<input type="text" value="22"/>	<input type="text" value="1"/>	34
<u>Library Technicians</u> 25-4030	<input type="text"/>	<input type="text"/>	<input type="text"/>	<input type="text"/>	<input type="text"/>	<input type="text"/>	<input type="text" value="10"/>	10
i <u>Student and Academic Affairs and Other Education Services Occupations</u> 25-2000 + 25-3000 + 25-9000	<input type="text"/>	<input type="text"/>	<input type="text"/>	<input type="text"/>	<input type="text"/>	<input type="text"/>	<input type="text" value="218"/>	218
<u>Management Occupations</u> 11-0000	<input type="text" value="32"/>	<input type="text" value="11"/>	<input type="text"/>	<input type="text"/>	<input type="text"/>	<input type="text" value="59"/>	<input type="text" value="603"/>	705
<u>Business and Financial Operations Occupations</u> 13-0000	<input type="text"/>	<input type="text"/>	<input type="text"/>	<input type="text"/>	<input type="text"/>	<input type="text"/>	<input type="text" value="315"/>	315

<u>Computer, Engineering, and Science Occupations</u> 15-0000 + 17-0000 + 19-0000	<input type="text"/>	<input type="text"/>	<input type="text"/>	<input type="text"/>	<input type="text"/>	<input type="text"/>	<input type="text" value="421"/>	421
<u>Community, Social Service, Legal, Arts, Design, Entertainment, Sports, and Media Occupations</u> 21-0000 + 23-0000 + 27-0000	<input type="text"/>	<input type="text"/>	<input type="text"/>	<input type="text"/>	<input type="text"/>	<input type="text"/>	<input type="text" value="99"/>	99
<u>Healthcare Practitioners and Technical Occupations</u> 29-0000	<input type="text"/>	<input type="text"/>	<input type="text"/>	<input type="text"/>	<input type="text"/>	<input type="text"/>	<input type="text" value="56"/>	56
Total	34	20	0	0	0	277	1,723	2,054
Total from prior year	37	21				285	1,744	2,087

Medical school staff

Occupational category	With <u>Faculty Status</u>						Without Faculty Status	Total
	<u>Tenured</u>	<u>On Tenure Track</u>	<u>Not on Tenure Track</u>					
			<u>Multi-year</u>	<u>Annual contract</u>	<u>Less-than-annual contract</u>	<u>Indefinite duration (continuing or at-will)</u>		
Research staff	<input type="text"/>	<input type="text"/>	<input type="text"/>	<input type="text"/>	<input type="text"/>	<input type="text" value="662"/>	<input type="text"/>	662
Public Service staff	<input type="text"/>	<input type="text"/>	<input type="text"/>	<input type="text"/>	<input type="text"/>	<input type="text" value="101"/>	<input type="text"/>	101
Archivists, Curators, and Museum Technicians 25-4010	<input type="text"/>	<input type="text"/>	<input type="text"/>	<input type="text"/>	<input type="text"/>	<input type="text"/>	<input type="text"/>	0
Librarians and Media Collections Specialists 25-4020	<input type="text"/>	<input type="text"/>	<input type="text"/>	<input type="text"/>	<input type="text"/>	<input type="text"/>	<input type="text"/>	0
Library Technicians 25-4030	<input type="text"/>	<input type="text"/>	<input type="text"/>	<input type="text"/>	<input type="text"/>	<input type="text"/>	<input type="text"/>	0

Student and Academic Affairs and Other Education Services	<input type="text"/>	<input type="text"/>	<input type="text"/>	<input type="text"/>	<input type="text"/>	<input type="text"/>	<input type="text" value="119"/>	119
---	----------------------	----------------------	----------------------	----------------------	----------------------	----------------------	----------------------------------	------------

Occupations 25-2000 + 25-3000 + 25-9000	<input type="text"/>	<input type="text"/>	<input type="text"/>	<input type="text"/>	<input type="text"/>	<input type="text"/>	<input type="text"/>	
Management Occupations 11-0000	<input type="text" value="5"/>	<input type="text" value="10"/>	<input type="text"/>	<input type="text"/>	<input type="text"/>	<input type="text" value="2"/>	<input type="text" value="320"/>	337
Business and Financial Operations Occupations 13-0000	<input type="text"/>	<input type="text"/>	<input type="text"/>	<input type="text"/>	<input type="text"/>	<input type="text"/>	<input type="text" value="381"/>	381
Computer, Engineering, and Science Occupations 15-0000 + 17-0000 + 19-0000	<input type="text"/>	<input type="text"/>	<input type="text"/>	<input type="text"/>	<input type="text"/>	<input type="text"/>	<input type="text" value="1,245"/>	1,245
Community, Social Service, Legal, Arts, Design, Entertainment, Sports, and Media Occupations 21-0000 + 23-0000 + 27-0000	<input type="text"/>	<input type="text"/>	<input type="text"/>	<input type="text"/>	<input type="text"/>	<input type="text"/>	<input type="text" value="43"/>	43
Healthcare Practitioners and Technical Occupations 29-0000	<input type="text"/>	<input type="text"/>	<input type="text"/>	<input type="text"/>	<input type="text"/>	<input type="text"/>	<input type="text" value="1,454"/>	1,454
Total	5	10	0	0	0	765	3,562	4,342
Total from prior year	6	9				722	3,623	4,360

Institution: University of Colorado Denver/Anschutz Medical Campus (126562)

User ID: P1265625

Part B2 - Full-time Non-instructional Staff by Medical School Status

Number of Full-time Non-instructional Staff

As of November 1, 2020

Occupational category	Total (carried forward from Part B1)	Non-medical school staff	Medical school staff
<u>Service Occupations</u> 31-0000 + 33-0000 + 35-0000 + 37-0000 + 39-0000	151	122	29
<u>Sales and Related Occupations</u> 41-0000	0		
<u>Office and Administrative Support Occupations</u> 43-0000	432	230	202
<u>Natural Resources, Construction, and Maintenance Occupations</u> 45-0000 + 47-0000 + 49-0000	125	124	1
<u>Production, Transportation, and Material Moving Occupations</u> 51-0000 + 53-0000	35	35	
Total		511	232
Total from prior year		574	235

Institution: University of Colorado Denver/Anschutz Medical Campus (126562)

User ID: P1265625

Part C - Full-time Summary

Summary of Full-time Non-medical School Staff

As of November 1, 2020

- Data will not be generated on this screen until the relevant screens in the previous section have been completed.

Occupational category	With Faculty Status						Without Faculty Status	Total
	Tenured	On Tenure Track	Not on Tenure Track					
			Multi-year	Annual contract	Less-than-annual contract	Indefinite duration (continuing or at-will)		
Primarily Instruction	0	0	0	243	5	130	0	378
Exclusively credit				243	5	130		378
Exclusively not-for-credit								0
Combined credit/not-for-credit								0
Instruction/research/public service staff	341	182				19		542
Research staff						159		159
Public Service staff						37		37
Archivists, Curators, and Museum Technicians 25-4010								0
Librarians and Media Collections Specialists 25-4020	2	9				22	1	34
Library Technicians 25-4030							10	10
Student and Academic Affairs and Other Education Services Occupations 25-2000 + 25-3000 + 25-9000							218	218
Management Occupations 11-0000	32	11				59	603	705

Business and Financial Operations Occupations 13-0000							315	315
Computer, Engineering, and Science Occupations 15-0000 + 17-0000 + 19-0000							421	421
Community, Social Service, Legal, Arts, Design, Entertainment, Sports, and Media Occupations 21-0000 + 23-0000 + 27-0000							99	99
Healthcare Practitioners and Technical Occupations 29-0000							56	56
Service Occupations 31-0000 + 33-0000 + 35-0000 + 37-0000 + 39-0000								122
Sales and Related Occupations 41-0000								
Office and Administrative Support Occupations 43-0000								230
Natural Resources, Construction, and Maintenance Occupations 45-0000 + 47-0000 + 49-0000								124
Production, Transportation, and Material Moving Occupations 51-0000 + 53-0000								35
Total								3,485

Institution: University of Colorado Denver/Anschutz Medical Campus (126562)

User ID: P1265625

Part C - Full-time Summary Medical school staff**Summary of Full-time Medical School Staff**

As of November 1, 2020

- **Data will not be generated on this screen until the relevant screens in the previous section have been completed.**

Occupational category	With Faculty Status						Without Faculty Status	Total
	Tenured	On Tenure Track	Not on Tenure Track					
			Multi-year	Annual contract	Less-than-annual contract	Indefinite duration (continuing or at-will)		
Primarily Instruction	0	0	0	0	0	1,536	0	1,536
Exclusively credit						1,536		1,536
Exclusively not-for-credit								0
Combined credit/not-for-credit								0
Instruction/research/public service staff	247	1,902				5		2,154
Research staff						662		662
Public Service staff						101		101
Archivists, Curators, and Museum Technicians 25-4010								0
Librarians and Media Collections Specialists 25-4020								0
Library Technicians 25-4030								0
Student and Academic Affairs and Other Education Services Occupations 25-2000 + 25-3000 + 25-9000							119	119
Management Occupations 11-0000	5	10				2	320	337

Business and Financial Operations Occupations 13-0000							381	381
Computer, Engineering, and Science Occupations 15-0000 + 17-0000 + 19-0000							1,245	1,245
Community, Social Service, Legal, Arts, Design, Entertainment, Sports, and Media Occupations 21-0000 + 23-0000 + 27-0000							43	43
Healthcare Practitioners and Technical Occupations 29-0000							1,454	1,454
Service Occupations 31-0000 + 33-0000 + 35-0000 + 37-0000 + 39-0000								29
Sales and Related Occupations 41-0000								
Office and Administrative Support Occupations 43-0000								202
Natural Resources, Construction, and Maintenance Occupations 45-0000 + 47-0000 + 49-0000								1
Production, Transportation, and Material Moving Occupations 51-0000 + 53-0000								
Total								8,264

Institution: University of Colorado Denver/Anschutz Medical Campus (126562)

User ID: P1265625

Part G1 - Salaries Worksheet

Number of Full-time Non-medical School Instructional Staff For Calculation of Total Number of Months

Annual Salary, 2020-21

- Report the number of instructional staff based on the number of months to be worked
- Months reported should correspond with the number of months that staff worked (which may differ from the number of months over which they are paid)
- Include ONLY full-time, non-medical school instructional staff
- Include instructional staff *with* faculty status and *without* faculty status
- Include instructional staff regardless of tenure status

Men

Gender and academic rank	i Months worked					Total Staff	i Total staff for salary reporting
	12 months	11 months	10 months	9 months	< 9 months		
Professors	<input type="text" value="38"/>	<input type="text" value="0"/>	<input type="text" value="0"/>	<input type="text" value="67"/>	<input type="text" value="5"/>	110	105
Associate professors	<input type="text" value="37"/>	<input type="text" value="0"/>	<input type="text" value="0"/>	<input type="text" value="121"/>	<input type="text" value="3"/>	161	158
Assistant professors	<input type="text" value="33"/>	<input type="text" value="0"/>	<input type="text" value="1"/>	<input type="text" value="63"/>	<input type="text" value="0"/>	97	97
Instructors	<input type="text" value="9"/>	<input type="text" value="0"/>	<input type="text" value="0"/>	<input type="text" value="82"/>	<input type="text" value="3"/>	94	91
Lecturers	<input type="text"/>	<input type="text"/>	<input type="text"/>	<input type="text"/>	<input type="text"/>	0	0
No academic rank	<input type="text"/>	<input type="text"/>	<input type="text"/>	<input type="text"/>	<input type="text"/>	0	0
Total men	117	0	1	333	11	462	451

Women

Gender and academic rank	i Months worked					Total Staff	i Total staff for salary reporting
	12 months	11 months	10 months	9 months	< 9 months		
Professors	<input type="text" value="40"/>	<input type="text" value="0"/>	<input type="text" value="0"/>	<input type="text" value="38"/>	<input type="text" value="1"/>	79	78
Associate professors	<input type="text" value="48"/>	<input type="text" value="0"/>	<input type="text" value="0"/>	<input type="text" value="73"/>	<input type="text" value="2"/>	123	121

Assistant professors	74	0	1	74	1	150	149
Instructors	37	0	1	67	1	106	105
Lecturers						0	0
No academic rank						0	0
Total women	199	0	2	252	5	458	453
Total (men+women)	316	0	3	585	16	920	904
Total (men+women) full-time non-medical school instructional staff from Part A						920	

Institution: University of Colorado Denver/Anschutz Medical Campus (126562)

User ID: P1265625

Part G2 - Salary Outlays for Instructional Staff

Salary Outlays for Full-time Non-medical School Instructional Staff

Annual Salary Outlays, 2020-21

- Report the TOTAL ANNUAL salary outlays for the full-time Non-medical School instructional staff reported in the 12 months, 11 months, 10 months, and 9 months columns on the previous screen, Part G1 – Salaries Worksheet
- Using the TOTAL ANNUAL salary outlays data provided, the system will calculate the Equated 9 months by academic rank and gender.

Men

Gender and academic rank	Total staff for salary reporting (from Part G, screen 1)	i Salary Outlays					i Equated 9 months
		12 months	11 months	10 months	9 months		
Professors	105	7,931,376	0	0	7,682,188	13,630,720	
Associate professors	158	5,651,919	0	0	10,981,752	15,220,691	
Assistant professors	97	4,479,521	0	76,320	5,185,183	8,613,512	
Instructors	91	794,226	0	0	5,333,883	5,929,553	
Lecturers	0					0	
No academic rank	0					0	
Total men	451	18,857,042	0	76,320	29,183,006	43,394,476	

Women

Gender and academic rank	Total staff for salary reporting (from Part G, screen 1)	i Salary Outlays					i Equated 9 months
		12 months	11 months	10 months	9 months		
Professors	78	7,251,460	0	0	4,174,518	9,613,113	
Associate professors	121	6,670,839	0	0	6,723,398	11,726,527	
Assistant professors	149	8,548,912	0	74,412	5,905,759	12,384,414	
Instructors	105	3,452,211	0	66,895	4,160,841	6,810,205	

Lecturers	0	<input type="text"/>	<input type="text"/>	<input type="text"/>	<input type="text"/>	0
No academic rank	0	<input type="text"/>	<input type="text"/>	<input type="text"/>	<input type="text"/>	0
Total women	453	25,923,422	0	141,307	20,964,516	40,534,259
Total (men + women)	904	44,780,464	0	217,627	50,147,522	83,928,734

Institution: University of Colorado Denver/Anschutz Medical Campus (126562)


User ID: P1265625

Part G3 - Average Salaries for Instructional Staff by Academic Rank

Average Salary by academic rank for Full-time Non-medical School Instructional Staff

Annual Average Salaries, 2020-21

Men

Gender and academic rank	Total staff for salary reporting (from Part G, screen 1)	Annual Average Salaries				
		12 months	11 months	10 months	9 months	 Equated 9 months
Professors	105	208,720			114,660	129,816
Associate professors	158	152,755			90,758	96,333
Assistant professors	97	135,743		76,320	82,304	88,799
Instructors	91	88,247			65,047	65,160
Lecturers	0					
No academic rank	0					
Total men	451	161,171		76,320	87,637	96,218

Women

Gender and academic rank	Total staff for salary reporting (from Part G, screen 1)	Annual Average Salaries				
		12 months	11 months	10 months	9 months	 Equated 9 months
Professors	78	181,287			109,856	123,245
Associate professors	121	138,976			92,101	96,913
Assistant professors	149	115,526		74,412	79,808	83,117
Instructors	105	93,303		66,895	62,102	64,859
Lecturers	0					
No academic rank	0					
Total women	453	130,268		70,654	83,193	89,480

Total (men+women)	904	141,710		72,542	85,722	92,842
--------------------------	------------	----------------	--	---------------	---------------	---------------

Institution: University of Colorado Denver/Anschutz Medical Campus (126562)

User ID: P1265625

Part G4 - Salary Outlays for Non-instructional Staff

Salary Outlays for Full-time Non-medical School Non-instructional Staff

Annual Salary Outlays, 2020-21

Occupational category	i Number of full-time staff (carried forward from the Part B - FT, non-instructional staff screens)	i Total annual salary outlays
<u>Research staff</u>	159	12,273,052
<u>Public Service staff</u>	37	3,404,576
<u>Library and Student and Academic Affairs and Other Education Services Occupations</u> 25-4000 + 25-2000 + 25-3000 + 25-9000	262	14,814,371
<u>Management Occupations</u> 11-0000	705	77,308,036
<u>Business and Financial Operations Occupations</u> 13-0000	315	19,665,638
<u>Computer, Engineering, and Science Occupations</u> 15-0000 + 17-0000 + 19-0000	421	28,111,086
<u>Community, Social Service, Legal, Arts, Design, Entertainment, Sports, and Media Occupations</u> 21-0000 + 23-0000 + 27-0000	99	5,545,428
<u>Healthcare Practitioners and Technical Occupations</u> 29-0000	56	2,847,660
<u>Service Occupations</u> 31-0000 + 33-0000 + 35-0000 + 37-0000 + 39-0000	122	6,162,270
<u>Sales and Related Occupations</u> 41-0000		
<u>Office and Administrative Support Occupations</u> 43-0000	230	11,688,817

<u>Natural Resources, Construction, and Maintenance Occupations</u> 45-0000 + 47-0000 + 49-0000	124	6,988,471
<u>Production, Transportation, and Material Moving Occupations</u> 51-0000 + 53-0000	35	1,595,477

Institution: University of Colorado Denver/Anschutz Medical Campus (126562)

User ID: P1265625

Part D - Part-time Staff by Occupational Category**Number of Part-time Staff by Occupational Category**

As of November 1, 2020

- Report Hispanic/Latino individuals of any race as Hispanic/Latino
- Report race for non-Hispanic/Latino individuals only
- Include both medical school and non-medical school staff

Men

Race/ethnicity	<u>Instructional staff</u>	<u>Research staff</u>	<u>Public Service staff</u>
<u>Nonresident alien</u>	<input type="text" value="8"/>	<input type="text"/>	<input type="text"/>
<u>Hispanic/Latino</u>	<input type="text" value="16"/>	<input type="text"/>	<input type="text"/>
<u>American Indian or Alaska Native</u>	<input type="text" value="2"/>	<input type="text"/>	<input type="text"/>
<u>Asian</u>	<input type="text" value="18"/>	<input type="text"/>	<input type="text"/>
<u>Black or African American</u>	<input type="text" value="6"/>	<input type="text"/>	<input type="text"/>
<u>Native Hawaiian or Other Pacific Islander</u>	<input type="text"/>	<input type="text"/>	<input type="text"/>
<u>White</u>	<input type="text" value="206"/>	<input type="text" value="14"/>	<input type="text"/>
Two or more races	<input type="text" value="1"/>	<input type="text"/>	<input type="text"/>
<u>Race and ethnicity unknown</u>	<input type="text" value="70"/>	<input type="text" value="4"/>	<input type="text"/>
Total men	327	18	0

Women

Race/ethnicity	<u>Instructional staff</u>	<u>Research staff</u>	<u>Public Service staff</u>
Nonresident alien	<input type="text" value="1"/>	<input type="text"/>	<input type="text"/>
Hispanic/Latino	<input type="text" value="17"/>	<input type="text" value="1"/>	<input type="text"/>
American Indian or Alaska Native	<input type="text" value="4"/>	<input type="text"/>	<input type="text"/>
Asian	<input type="text" value="24"/>	<input type="text" value="1"/>	<input type="text"/>

Black or African American	<input type="text" value="11"/>	<input type="text"/>	<input type="text"/>
Native Hawaiian or Other Pacific Islander	<input type="text"/>	<input type="text"/>	<input type="text"/>
White	<input type="text" value="334"/>	<input type="text" value="8"/>	<input type="text"/>
Two or more races	<input type="text" value="1"/>	<input type="text"/>	<input type="text"/>
Race and ethnicity unknown	<input type="text" value="90"/>	<input type="text" value="5"/>	<input type="text"/>
Total women	482	15	0

Total (men+women)	809	33	0
Total from prior year	869	26	

Institution: University of Colorado Denver/Anschutz Medical Campus (126562)

User ID: P1265625

Part D - Part-time Staff by Occupational Category**Number of Part-time Staff by Occupational Category**

As of November 1, 2020

- Report Hispanic/Latino individuals of any race as Hispanic/Latino
- Report race for non-Hispanic/Latino individuals only
- Include both medical school and non-medical school staff

Men

Race/ethnicity	<u>Archivists, Curators, and Museum Technicians</u> 25-4010	<u>Librarians and Media Collections Specialists</u> 25-4020	<u>Library Technicians</u> 25-4030	<u>Student and Academic Affairs and Other Education Services Occupations</u> 25-2000 + 25-3000 + 25-9000	<u>Library and Student and Academic Affairs and Other Education Services Occupations</u>
<u>Nonresident alien</u>	<input type="text"/>	<input type="text"/>	<input type="text"/>	<input type="text"/>	0
<u>Hispanic/Latino</u>	<input type="text"/>	<input type="text"/>	<input type="text"/>	<input type="text"/>	0
<u>American Indian or Alaska Native</u>	<input type="text"/>	<input type="text"/>	<input type="text"/>	<input type="text"/>	0
<u>Asian</u>	<input type="text"/>	<input type="text"/>	<input type="text"/>	<input type="text"/>	0
<u>Black or African American</u>	<input type="text"/>	<input type="text"/>	<input type="text"/>	<input type="text" value="1"/>	1
<u>Native Hawaiian or Other Pacific Islander</u>	<input type="text"/>	<input type="text"/>	<input type="text"/>	<input type="text"/>	0
<u>White</u>	<input type="text"/>	<input type="text"/>	<input type="text"/>	<input type="text"/>	0
Two or more races	<input type="text"/>	<input type="text"/>	<input type="text"/>	<input type="text"/>	0
<u>Race and ethnicity unknown</u>	<input type="text"/>	<input type="text"/>	<input type="text"/>	<input type="text"/>	0
Total men	0	0	0	1	1

Women

Race/ethnicity	<u>Archivists, Curators, and Museum Technicians</u> 25-4010	<u>Librarians and Media Collections Specialists</u> 25-4020	<u>Library Technicians</u> 25-4030	<u>Student and Academic Affairs and Other Education Services Occupations</u> 25-2000 + 25-3000 + 25-9000	<u>Library and Student and Academic Affairs and Other Education Services Occupations</u>
Nonresident alien	<input type="text"/>	<input type="text"/>	<input type="text"/>	<input type="text"/>	0
Hispanic/Latino	<input type="text"/>	<input type="text"/>	<input type="text"/>	<input type="text"/>	0
American Indian or Alaska Native	<input type="text"/>	<input type="text"/>	<input type="text"/>	<input type="text"/>	0
Asian	<input type="text"/>	<input type="text"/>	<input type="text"/>	<input type="text"/>	0
Black or African American	<input type="text"/>	<input type="text"/>	<input type="text"/>	<input type="text"/>	0
Native Hawaiian or Other Pacific Islander	<input type="text"/>	<input type="text"/>	<input type="text"/>	<input type="text"/>	0
White	<input type="text"/>	<input type="text"/>	<input type="text"/>	<input type="text" value="2"/>	2
Two or more races	<input type="text"/>	<input type="text"/>	<input type="text"/>	<input type="text"/>	0
Race and ethnicity unknown	<input type="text"/>	<input type="text"/>	<input type="text"/>	<input type="text"/>	0
Total women	0	0	0	2	2
Total (men+women)	<input checked="" type="radio"/> 0	0	0	3	3
Total from prior year	1			4	5

Institution: University of Colorado Denver/Anschutz Medical Campus (126562)

User ID: P1265625

Part D - Part-time Staff by Occupational Category**Number of Part-time Staff**

As of November 1, 2020

- Report Hispanic/Latino individuals of any race as Hispanic/Latino
- Report race for non-Hispanic/Latino individuals only
- Include both medical school and non-medical school staff

Men

Race/ethnicity	<u>Management Occupations</u> 11-0000	<u>Business and Financial Operations Occupations</u> 13-0000	<u>Computer, Engineering, and Science Occupations</u> 15-0000 + 17-0000 + 19-0000	<u>Community, Social Service, Legal, Arts, Design, Entertainment, Sports, and Media Occupations</u> 21-0000 + 23-0000 + 27-0000	<u>Healthcare Practitioners and Technical Occupations</u> 29-0000
<u>Nonresident alien</u>	<input type="text"/>	<input type="text"/>	<input type="text"/>	<input type="text"/>	<input type="text"/>
<u>Hispanic/Latino</u>	<input type="text"/>	<input type="text" value="2"/>	<input type="text" value="1"/>	<input type="text" value="3"/>	<input type="text"/>
<u>American Indian or Alaska Native</u>	<input type="text"/>	<input type="text"/>	<input type="text"/>	<input type="text"/>	<input type="text"/>
<u>Asian</u>	<input type="text"/>	<input type="text"/>	<input type="text"/>	<input type="text"/>	<input type="text"/>
<u>Black or African American</u>	<input type="text"/>	<input type="text"/>	<input type="text"/>	<input type="text" value="3"/>	<input type="text"/>
<u>Native Hawaiian or Other Pacific Islander</u>	<input type="text"/>	<input type="text"/>	<input type="text"/>	<input type="text"/>	<input type="text"/>
<u>White</u>	<input type="text" value="1"/>	<input type="text" value="11"/>	<input type="text" value="8"/>	<input type="text" value="4"/>	<input type="text" value="1"/>
Two or more races	<input type="text"/>	<input type="text"/>	<input type="text"/>	<input type="text"/>	<input type="text"/>
<u>Race and ethnicity unknown</u>	<input type="text"/>	<input type="text"/>	<input type="text" value="3"/>	<input type="text" value="1"/>	<input type="text" value="3"/>
Total men	1	13	12	11	4

Women

			Computer, Engineering,		
--	--	--	------------------------	--	--

Race/ethnicity	<u>Management Occupations</u> 11-0000	<u>Business and Financial Operations Occupations</u> 13-0000	<u>Computer, Engineering, and Science Occupations</u> 15-0000 + 17-0000 + 19-0000	<u>Community, Social Service, Legal, Arts, Design, Entertainment, Sports, and Media Occupations</u> 21-0000 + 23-0000 + 27-0000	<u>Healthcare Practitioners and Technical Occupations</u> 29-0000
Nonresident alien	<input type="text"/>	<input type="text"/>	<input type="text" value="1"/>	<input type="text"/>	<input type="text"/>
Hispanic/Latino	<input type="text"/>	<input type="text" value="3"/>	<input type="text" value="3"/>	<input type="text"/>	<input type="text" value="1"/>
American Indian or Alaska Native	<input type="text"/>	<input type="text"/>	<input type="text"/>	<input type="text"/>	<input type="text"/>
Asian	<input type="text" value="1"/>	<input type="text" value="1"/>	<input type="text" value="5"/>	<input type="text"/>	<input type="text"/>
Black or African American	<input type="text" value="1"/>	<input type="text" value="1"/>	<input type="text"/>	<input type="text" value="2"/>	<input type="text" value="1"/>
Native Hawaiian or Other Pacific Islander	<input type="text"/>	<input type="text"/>	<input type="text"/>	<input type="text"/>	<input type="text"/>
White	<input type="text" value="4"/>	<input type="text" value="27"/>	<input type="text" value="27"/>	<input type="text" value="4"/>	<input type="text" value="19"/>
Two or more races	<input type="text"/>	<input type="text"/>	<input type="text"/>	<input type="text" value="1"/>	<input type="text"/>
Race and ethnicity unknown	<input type="text"/>	<input type="text"/>	<input type="text" value="7"/>	<input type="text"/>	<input type="text" value="10"/>
Total women	6	32	43	7	31
Total (men+women)	7	45	55	18	35
Total from prior year	10	50	66	18	40

Institution: University of Colorado Denver/Anschutz Medical Campus (126562)

User ID: P1265625

Part D - Part-time Staff by Occupational Category**Number of Part-time Staff**

As of November 1, 2020

- Report Hispanic/Latino individuals of any race as Hispanic/Latino
- Report race for non-Hispanic/Latino individuals only
- Include both medical school and non-medical school staff

Men

Race/ethnicity	<u>Service Occupations</u> 31-0000 + 33-0000 + 35-0000 + 37-0000 + 39-0000	<u>Sales and Related Occupations</u> 41-0000	<u>Office and Administrative Support Occupations</u> 43-0000	<u>Natural Resources, Construction, and Maintenance Occupations</u> 45-0000 + 47-0000 + 49-0000	<u>Production, Transportation, and Material Moving Occupations</u> 51-0000 + 53-0000	Grand Total (All part- time staff)
<u>Nonresident alien</u>	<input type="text"/>	<input type="text"/>	<input type="text"/>	<input type="text"/>	<input type="text"/>	8
<u>Hispanic/Latino</u>	<input type="text"/>	<input type="text"/>	<input type="text" value="2"/>	<input type="text"/>	<input type="text"/>	24
<u>American Indian or Alaska Native</u>	<input type="text"/>	<input type="text"/>	<input type="text"/>	<input type="text"/>	<input type="text"/>	2
<u>Asian</u>	<input type="text"/>	<input type="text"/>	<input type="text"/>	<input type="text"/>	<input type="text"/>	18
<u>Black or African American</u>	<input type="text" value="3"/>	<input type="text"/>	<input type="text"/>	<input type="text"/>	<input type="text"/>	13
<u>Native Hawaiian or Other Pacific Islander</u>	<input type="text"/>	<input type="text"/>	<input type="text"/>	<input type="text"/>	<input type="text"/>	0
<u>White</u>	<input type="text" value="6"/>	<input type="text"/>	<input type="text"/>	<input type="text"/>	<input type="text"/>	251
Two or more races	<input type="text"/>	<input type="text"/>	<input type="text"/>	<input type="text"/>	<input type="text"/>	1
<u>Race and ethnicity unknown</u>	<input type="text" value="3"/>	<input type="text"/>	<input type="text" value="2"/>	<input type="text"/>	<input type="text"/>	86
Total men	12	0	4	0	0	403

Women

Race/ethnicity	<u>Service Occupations</u> 31-0000 + 33-0000 + 35-0000 + 37-0000 + 39-0000	<u>Sales and Related</u> <u>Occupations</u> 41-0000	<u>Office and Administrative</u> <u>Support Occupations</u> 43-0000	<u>Natural Resources,</u> <u>Construction, and</u> <u>Maintenance Occupations</u> 45-0000 + 47-0000 + 49-0000	<u>Production, Transportation,</u> <u>and Material Moving</u> <u>Occupations</u> 51-0000 + 53-0000	Grand Total (All part-time staff)
Nonresident alien	<input type="text"/>	<input type="text"/>	<input type="text"/>	<input type="text"/>	<input type="text"/>	2
Hispanic/Latino	<input type="text" value="1"/>	<input type="text"/>	<input type="text" value="2"/>	<input type="text"/>	<input type="text"/>	28
American Indian or Alaska Native	<input type="text" value="1"/>	<input type="text"/>	<input type="text"/>	<input type="text"/>	<input type="text"/>	5
Asian	<input type="text"/>	<input type="text"/>	<input type="text"/>	<input type="text"/>	<input type="text"/>	32
Black or African American	<input type="text" value="2"/>	<input type="text"/>	<input type="text"/>	<input type="text"/>	<input type="text"/>	18
Native Hawaiian or Other Pacific Islander	<input type="text"/>	<input type="text"/>	<input type="text"/>	<input type="text"/>	<input type="text"/>	0
White	<input type="text" value="11"/>	<input type="text"/>	<input type="text" value="5"/>	<input type="text"/>	<input type="text"/>	441
Two or more races	<input type="text"/>	<input type="text"/>	<input type="text"/>	<input type="text"/>	<input type="text"/>	2
Race and ethnicity unknown	<input type="text" value="19"/>	<input type="text"/>	<input type="text" value="2"/>	<input type="text"/>	<input type="text"/>	133
Total women	34	0	9	0	0	661
Total (men+women)	<input checked="" type="checkbox"/> 46	0	13	<input checked="" type="checkbox"/> 0	0	<input checked="" type="checkbox"/> 1,064
Total from prior year	83		17	1		1,185

Institution: University of Colorado Denver/Anschutz Medical Campus (126562)

User ID: P1265625

Part D - Graduate assistants**Number of Graduate Assistants**

As of November 1, 2020

- Report Hispanic/Latino individuals of any race as Hispanic/Latino
- Report race for non-Hispanic/Latino individuals only

Men

Race/ethnicity	<u>Teaching</u> 25-9044	<u>Research</u>	<u>Other</u> 11-0000, 13-0000, 15-0000, 17-0000, 19-0000, 21-0000, 23-0000, 27-0000, 25-4000, 25-4010, 25-4020, 25-4030, 25-2000, 25-3000, 25-9000, 29-0000	Total
<u>Nonresident alien</u>	12	17	13	42
<u>Hispanic/Latino</u>	7	14	3	24
<u>American Indian or Alaska Native</u>		1		1
<u>Asian</u>	9	16	2	27
<u>Black or African American</u>	2	4	2	8
<u>Native Hawaiian or Other Pacific Islander</u>	1	1		2
<u>White</u>	71	131	24	226
Two or more races		2	1	3
<u>Race and ethnicity unknown</u>	16	23	13	52
Total men	118	209	58	385

Women

Race/ethnicity	<u>Teaching</u> 25-9044	<u>Research</u>	<u>Other</u> 11-0000, 13-0000, 15-0000, 17-0000, 19-0000, 21-0000, 23-0000, 27-0000, 25-4000, 25-4010, 25-4020, 25-4030, 25-2000, 25-3000, 25-9000, 29-0000	Total
Nonresident alien	21	28	20	69
Hispanic/Latino	14	29	3	46
American Indian or Alaska Native	1	3	1	5
Asian	12	22	6	40
Black or African American	6	5	5	16
Native Hawaiian or Other Pacific Islander	1			1
White	112	177	30	319
Two or more races	2	1		3
Race and ethnicity unknown	46	38	14	98
Total women	215	303	79	597
Total (men+women)	333	512	137	982
Total from prior year	332	494	146	972

Institution: University of Colorado Denver/Anschutz Medical Campus (126562)



User ID: P1265625

Part E - Part-time Staff by Occupational Category and Tenure Status

Number of Part-time Staff

As of November 1, 2020

Non-medical school staff

Occupational category	With <u>Faculty Status</u>						Without Faculty Status	Total
	<u>Tenured</u>	<u>On Tenure Track</u>	<u>Not on Tenure Track</u>					
			<u>Multi-year</u>	<u>Annual contract</u>	<u>Less-than-annual contract</u>	<u>Indefinite duration (continuing or at-will)</u>		
<u>Primarily Instruction</u>	0	0	0	7	417	79	0	503
 Exclusively credit	<input type="text"/>	<input type="text"/>	<input type="text"/>	<input type="text"/>	<input type="text"/>	<input type="text"/>	<input type="text"/>	0
 Exclusively not-for-credit	<input type="text"/>	<input type="text"/>	<input type="text"/>	<input type="text"/>	<input type="text"/>	<input type="text"/>	<input type="text"/>	0
Combined credit/not-for-credit	<input type="text"/>	<input type="text"/>	<input type="text"/>	7	417	79	<input type="text"/>	503
<u>Instruction/research/public service staff</u>	2	3	<input type="text"/>	2	<input type="text"/>	27	<input type="text"/>	34
<u>Research staff</u>	<input type="text"/>	<input type="text"/>	<input type="text"/>	<input type="text"/>	<input type="text"/>	19	<input type="text"/>	19
<u>Public Service staff</u>	<input type="text"/>	<input type="text"/>	<input type="text"/>	<input type="text"/>	<input type="text"/>	<input type="text"/>	<input type="text"/>	0
<u>Archivists, Curators, and Museum Technicians</u> 25-4010	<input type="text"/>	<input type="text"/>	<input type="text"/>	<input type="text"/>	<input type="text"/>	<input type="text"/>	<input type="text"/>	0
<u>Librarians and Media Collections Specialists</u> 25-4020	<input type="text"/>	<input type="text"/>	<input type="text"/>	<input type="text"/>	<input type="text"/>	<input type="text"/>	<input type="text"/>	0
<u>Library Technicians</u> 25-4030	<input type="text"/>	<input type="text"/>	<input type="text"/>	<input type="text"/>	<input type="text"/>	<input type="text"/>	<input type="text"/>	0

i <u>Student and Academic Affairs and Other Education Services Occupations</u> 25-2000 + 25-3000 + 25-9000	<input type="text"/>	<input type="text"/>	<input type="text"/>	<input type="text"/>	<input type="text"/>	<input type="text"/>	<input type="text" value="2"/>	2
<u>Management Occupations</u> 11-0000	<input type="text"/>	<input type="text"/>	<input type="text"/>	<input type="text"/>	<input type="text"/>	<input type="text" value="2"/>	<input type="text" value="4"/>	6
<u>Business and Financial Operations Occupations</u> 13-0000	<input type="text"/>	<input type="text"/>	<input type="text"/>	<input type="text"/>	<input type="text"/>	<input type="text"/>	<input type="text" value="23"/>	23
<u>Computer, Engineering, and Science Occupations</u> 15-0000 + 17-0000 + 19-0000	<input type="text"/>	<input type="text"/>	<input type="text"/>	<input type="text"/>	<input type="text"/>	<input type="text"/>	<input type="text" value="6"/>	6
<u>Community, Social Service, Legal, Arts, Design, Entertainment, Sports, and Media Occupations</u> 21-0000 + 23-0000 + 27-0000	<input type="text"/>	<input type="text"/>	<input type="text"/>	<input type="text"/>	<input type="text"/>	<input type="text"/>	<input type="text" value="4"/>	4
<u>Healthcare Practitioners and Technical Occupations</u> 29-0000	<input type="text"/>	<input type="text"/>	<input type="text"/>	<input type="text"/>	<input type="text"/>	<input type="text"/>	<input type="text"/>	0
Total	2	3	0	9	417	127	39	597
Total from prior year	1	3		5	444	172	54	679

Medical school staff

Occupational category	With <u>Faculty Status</u>						Without Faculty Status	Total
	<u>Tenured</u>	<u>On Tenure Track</u>	<u>Not on Tenure Track</u>					
			<u>Multi-year</u>	<u>Annual contract</u>	<u>Less-than-annual contract</u>	<u>Indefinite duration (continuing or at-will)</u>		
Primarily Instruction	0	0	0	0	0	11	0	11

Exclusively credit	<input type="text"/>	<input type="text"/>	<input type="text"/>	<input type="text"/>	<input type="text"/>	<input type="text"/>	<input type="text"/>	0
--------------------	----------------------	----------------------	----------------------	----------------------	----------------------	----------------------	----------------------	----------

Exclusively not-for-credit	<input type="text"/>	<input type="text"/>	<input type="text"/>	<input type="text"/>	<input type="text"/>	<input type="text"/>	<input type="text"/>	<input type="text"/>	0
Combined credit/not-for-credit	<input type="text"/>	<input type="text"/>	<input type="text"/>	<input type="text"/>	<input type="text"/>	<input type="text"/>	<input type="text" value="11"/>	<input type="text"/>	11
Instruction/research/public service staff	<input type="text"/>	<input type="text" value="40"/>	<input type="text"/>	<input type="text"/>	<input type="text"/>	<input type="text"/>	<input type="text" value="221"/>	<input type="text"/>	261
Research staff	<input type="text"/>	<input type="text"/>	<input type="text"/>	<input type="text"/>	<input type="text"/>	<input type="text"/>	<input type="text" value="14"/>	<input type="text"/>	14
Public Service staff	<input type="text"/>	<input type="text"/>	<input type="text"/>	<input type="text"/>	<input type="text"/>	<input type="text"/>	<input type="text"/>	<input type="text"/>	0
Archivists, Curators, and Museum Technicians 25-4010	<input type="text"/>	<input type="text"/>	<input type="text"/>	<input type="text"/>	<input type="text"/>	<input type="text"/>	<input type="text"/>	<input type="text"/>	0
Librarians and Media Collections Specialists 25-4020	<input type="text"/>	<input type="text"/>	<input type="text"/>	<input type="text"/>	<input type="text"/>	<input type="text"/>	<input type="text"/>	<input type="text"/>	0
Library Technicians 25-4030	<input type="text"/>	<input type="text"/>	<input type="text"/>	<input type="text"/>	<input type="text"/>	<input type="text"/>	<input type="text"/>	<input type="text"/>	0
Student and Academic Affairs and Other Education Services Occupations 25-2000 + 25-3000 + 25-9000	<input type="text"/>	<input type="text"/>	<input type="text"/>	<input type="text"/>	<input type="text"/>	<input type="text"/>	<input type="text"/>	<input type="text" value="1"/>	1
Management Occupations 11-0000	<input type="text"/>	<input type="text"/>	<input type="text"/>	<input type="text"/>	<input type="text"/>	<input type="text"/>	<input type="text"/>	<input type="text" value="1"/>	1
Business and Financial Operations Occupations 13-0000	<input type="text"/>	<input type="text"/>	<input type="text"/>	<input type="text"/>	<input type="text"/>	<input type="text"/>	<input type="text"/>	<input type="text" value="22"/>	22
Computer, Engineering, and Science Occupations 15-0000 + 17-0000 + 19-0000	<input type="text"/>	<input type="text"/>	<input type="text"/>	<input type="text"/>	<input type="text"/>	<input type="text"/>	<input type="text"/>	<input type="text" value="49"/>	49

Community, Social Service, Legal, Arts, Design, Entertainment, Sports, and Media	<input type="text"/>	<input type="text"/>	<input type="text"/>	<input type="text"/>	<input type="text"/>	<input type="text"/>	<input type="text"/>	<input type="text" value="14"/>	14
--	----------------------	----------------------	----------------------	----------------------	----------------------	----------------------	----------------------	---------------------------------	-----------

Occupations 21-0000 + 23-0000 + 27-0000 Healthcare Practitioners and Technical Occupations 29-0000	<input type="text"/>	<input type="text"/>	<input type="text"/>	<input type="text"/>	<input type="text"/>	<input type="text"/>	<input type="text" value="35"/>	35
Total	0	40	0	0	0	246	122	408
Total from prior year	0	36		0	0	237	132	405

Institution: University of Colorado Denver/Anschutz Medical Campus (126562)

User ID: P1265625

Part E - Part-time Staff by Medical School Status

Number of Part-time Staff

As of November 1, 2020

Occupational category	Total (carried forward from Part D)	Non-medical school staff	Medical school staff
<u>Service Occupations</u> 31-0000 + 33-0000 + 35-0000 + 37-0000 + 39-0000	46	<input type="text" value="1"/>	<input type="text" value="45"/>
<u>Sales and Related Occupations</u> 41-0000	0	<input type="text"/>	<input type="text"/>
<u>Office and Administrative Support Occupations</u> 43-0000	13	<input type="text" value="6"/>	<input type="text" value="7"/>
<u>Natural Resources, Construction, and Maintenance Occupations</u> 45-0000 + 47-0000 + 49-0000	0	<input type="text"/>	<input type="text"/>
<u>Production, Transportation, and Material Moving Occupations</u> 51-0000 + 53-0000	0	<input type="text"/>	<input type="text"/>
Total		<input checked="" type="checkbox"/> 7	52
PY Total		43	58

Occupational category	Total (carried forward from Part D)	Non-medical school staff	Medical school staff
Graduate Assistants			
<u>Teaching</u> 25-9044	333	<input type="text" value="333"/>	<input type="text"/>
<u>Research</u>	512	<input type="text" value="304"/>	<input type="text" value="208"/>

	<u>Other</u> 11-0000, 13-0000, 15-0000, 17-0000, 19-0000, 21-0000, 23-0000, 27-0000, 25-4000, 25-4010, 25-4020, 25-4030, 25-2000, 25-3000, 25-9000, 29-0000	137	<input type="text" value="137"/>	<input type="text"/>
Total		982	774	208
PY Graduate Assistants			795	177

Institution: University of Colorado Denver/Anschutz Medical Campus (126562)

User ID: P1265625

Part F - Part-time Summary**Summary of Part-time Non-medical School Staff**

As of November 1, 2020

Occupational category	With Faculty Status						Without Faculty Status	Total
	Tenured	On Tenure Track	Not on Tenure Track					
			Multi-year	Annual contract	Less-than-annual contract	Indefinite duration (continuing or at-will)		
Primarily Instruction	0	0	0	7	417	79	0	503
Exclusively credit								0
Exclusively not-for-credit								0
Combined credit/not-for-credit				7	417	79		503
Instruction/research/public service staff	2	3		2		27		34
Research staff						19		19
Public Service staff								0
Archivists, Curators, and Museum Technicians 25-4010								0
Librarians and Media Collections Specialists 25-4020								0
Library Technicians 25-4030								0
Student and Academic Affairs and Other Education Services Occupations 25-2000 + 25-3000 + 25-9000							2	2
Management Occupations 11-0000						2	4	6

Business and Financial Operations Occupations 13-0000							23	23
Computer, Engineering, and Science Occupations 15-0000 + 17-0000 + 19-0000							6	6
Community, Social Service, Legal, Arts, Design, Entertainment, Sports, and Media Occupations 21-0000 + 23-0000 + 27-0000							4	4
Healthcare Practitioners and Technical Occupations 29-0000								0
Service Occupations 31-0000 + 33-0000 + 35-0000 + 37-0000 + 39-0000								1
Sales and Related Occupations 41-0000								
Office and Administrative Support Occupations 43-0000								6
Natural Resources, Construction, and Maintenance Occupations 45-0000 + 47-0000 + 49-0000								
Production, Transportation, and Material Moving Occupations 51-0000 + 53-0000								
Graduate Assistants								774
Teaching 25-9044								333
Research								304
Other 11-0000, 13-0000, 15-0000, 17-0000, 19-0000, 21-0000, 23-0000, 27-0000, 25-4000, 25-4010, 25-4020, 25-4030, 25-2000, 25-3000, 25-9000, 29-0000								137
Total								1,378

Institution: University of Colorado Denver/Anschutz Medical Campus (126562)

User ID: P1265625

Part F - Part-time Summary Medical school staff**Summary of Part-time Medical School Staff**

As of November 1, 2020

Occupational category	With Faculty Status						Without Faculty Status	Total
	Tenured	On Tenure Track	Not on Tenure Track					
			Multi-year	Annual contract	Less-than-annual contract	Indefinite duration (continuing or at-will)		
Primarily Instruction	0	0	0	0	0	11	0	11
Exclusively credit								0
Exclusively not-for-credit								0
Combined credit/not-for-credit						11		11
Instruction/research/public service staff		40				221		261
Research staff						14		14
Public Service staff								0
Archivists, Curators, and Museum Technicians 25-2000 + 25-3000 + 25-9000								0
Librarians and Media Collections Specialists 25-4020								0
Library Technicians 25-4030								0
Student and Academic Affairs and Other Education Services Occupations 25-2000 + 25-3000 + 25-9000							1	1
Management Occupations 11-0000							1	1

Business and Financial Operations Occupations 13-0000							22	22
Computer, Engineering, and Science Occupations 15-0000 + 17-0000 + 19-0000							49	49
Community, Social Service, Legal, Arts, Design, Entertainment, Sports, and Media Occupations 21-0000 + 23-0000 + 27-0000							14	14
Healthcare Practitioners and Technical Occupations 29-0000							35	35
Service Occupations 31-0000 + 33-0000 + 35-0000 + 37-0000 + 39-0000								45
Sales and Related Occupations 41-0000								
Office and Administrative Support Occupations 43-0000								7
Natural Resources, Construction, and Maintenance Occupations 45-0000 + 47-0000 + 49-0000								
Production, Transportation, and Material Moving Occupations 51-0000 + 53-0000								
Graduate Assistants								208
Teaching 25-9044								
Research								208
Other 11-0000, 13-0000, 15-0000, 17-0000, 19-0000, 21-0000, 23-0000, 27-0000, 25-4000, 25-4010, 25-4020, 25-4030, 25-2000, 25-3000, 25-9000, 29-0000								
Total								668

Institution: University of Colorado Denver/Anschutz Medical Campus (126562)

User ID: P1265625

Part H - New Hires, Full-time Instructional Staff by Tenure Status

Number of Newly Hired Full-time Permanent Instructional Staff

(Hired full-time between November 1, 2019 - October 31, 2020)

- Report Hispanic/Latino individuals of any race as Hispanic/Latino
- Report race for non-Hispanic/Latino individuals only
- Include Primarily Instruction and Instruction Combined with Research and Public Service
- Include both medical school and non-medical school staff

Men

Race/ethnicity	With <u>Faculty Status</u>						Without Faculty Status	Total
	<u>Tenured</u>	<u>On Tenure Track</u>	<u>Not on Tenure Track</u>					
			<u>Multi-year</u>	<u>Annual contract</u>	<u>Less-than-annual contract</u>	<u>Indefinite duration (continuing or at-will)</u>		
<u>Nonresident alien</u>	<input type="text"/>	<input type="text" value="3"/>	<input type="text"/>	<input type="text"/>	<input type="text"/>	<input type="text"/>	<input type="text"/>	3
<u>Hispanic/Latino</u>	<input type="text"/>	<input type="text" value="2"/>	<input type="text"/>	<input type="text"/>	<input type="text"/>	<input type="text" value="4"/>	<input type="text"/>	6
<u>American Indian or Alaska Native</u>	<input type="text"/>	<input type="text" value="1"/>	<input type="text"/>	<input type="text"/>	<input type="text"/>	<input type="text"/>	<input type="text"/>	1
<u>Asian</u>	<input type="text"/>	<input type="text" value="7"/>	<input type="text"/>	<input type="text" value="1"/>	<input type="text"/>	<input type="text" value="1"/>	<input type="text"/>	9
<u>Black or African American</u>	<input type="text"/>	<input type="text"/>	<input type="text"/>	<input type="text"/>	<input type="text"/>	<input type="text"/>	<input type="text"/>	0
<u>Native Hawaiian or Other Pacific Islander</u>	<input type="text"/>	<input type="text"/>	<input type="text"/>	<input type="text"/>	<input type="text"/>	<input type="text"/>	<input type="text"/>	0
<u>White</u>	<input type="text"/>	<input type="text" value="34"/>	<input type="text"/>	<input type="text" value="4"/>	<input type="text"/>	<input type="text" value="28"/>	<input type="text"/>	66
Two or more races	<input type="text"/>	<input type="text" value="1"/>	<input type="text"/>	<input type="text"/>	<input type="text"/>	<input type="text"/>	<input type="text"/>	1
<u>Race and ethnicity unknown</u>	<input type="text"/>	<input type="text" value="12"/>	<input type="text"/>	<input type="text" value="1"/>	<input type="text"/>	<input type="text" value="13"/>	<input type="text"/>	26
Total men	0	60	0	6	0	46	0	112

Women

Race/ethnicity	With <u>Faculty Status</u>						Without Faculty Status	Total
	<u>Tenured</u>	<u>On Tenure Track</u>	<u>Not on Tenure Track</u>					
			<u>Multi-year</u>	<u>Annual contract</u>	<u>Less-than-annual contract</u>	<u>Indefinite duration (continuing or at-will)</u>		
Nonresident alien	<input type="text"/>	<input type="text" value="4"/>	<input type="text"/>	<input type="text"/>	<input type="text"/>	<input type="text"/>	<input type="text"/>	4
Hispanic/Latino	<input type="text"/>	<input type="text" value="4"/>	<input type="text"/>	<input type="text" value="1"/>	<input type="text"/>	<input type="text" value="7"/>	<input type="text"/>	12
American Indian or Alaska Native	<input type="text"/>	<input type="text" value="1"/>	<input type="text"/>	<input type="text"/>	<input type="text"/>	<input type="text"/>	<input type="text"/>	1
Asian	<input type="text"/>	<input type="text" value="4"/>	<input type="text"/>	<input type="text"/>	<input type="text"/>	<input type="text" value="9"/>	<input type="text"/>	13
Black or African American	<input type="text"/>	<input type="text"/>	<input type="text"/>	<input type="text"/>	<input type="text"/>	<input type="text" value="5"/>	<input type="text"/>	5
Native Hawaiian or Other Pacific Islander	<input type="text"/>	<input type="text"/>	<input type="text"/>	<input type="text"/>	<input type="text"/>	<input type="text" value="1"/>	<input type="text"/>	1
White	<input type="text"/>	<input type="text" value="45"/>	<input type="text"/>	<input type="text" value="1"/>	<input type="text"/>	<input type="text" value="122"/>	<input type="text"/>	168
Two or more races	<input type="text"/>	<input type="text" value="2"/>	<input type="text"/>	<input type="text"/>	<input type="text"/>	<input type="text" value="1"/>	<input type="text"/>	3
Race and ethnicity unknown	<input type="text"/>	<input type="text" value="11"/>	<input type="text"/>	<input type="text" value="1"/>	<input type="text"/>	<input type="text" value="37"/>	<input type="text"/>	49
Total women	0	71	0	3	0	182	0	256
Total (men+women)	0	131	0	9	0	228	0	✓ 368

Institution: University of Colorado Denver/Anschutz Medical Campus (126562)

User ID: P1265625

Part H - New Hires, Full-time Staff by Occupational Category**Number of Newly Hired Full-time Staff**

(Hired full-time between November 1, 2019 - October 31, 2020)

- Report Hispanic/Latino individuals of any race as Hispanic/Latino
- Report race for non-Hispanic/Latino individuals only
- Include both medical school and non-medical school staff

Men

Race/ethnicity	<u>Instructional Staff</u> (from Part H, screen 1)	<u>Research</u> <u>staff</u>	<u>Public Service</u> <u>staff</u>	<u>Library and Student and Academic Affairs and Other Education Services</u> <u>Occupations</u> 25-4000 + 25-2000 + 25-3000 + 25-9000
<u>Nonresident alien</u>	3	<input type="text" value="18"/>	<input type="text"/>	<input type="text"/>
<u>Hispanic/Latino</u>	6	<input type="text" value="3"/>	<input type="text" value="1"/>	<input type="text" value="1"/>
<u>American Indian or Alaska Native</u>	1	<input type="text"/>	<input type="text"/>	<input type="text"/>
<u>Asian</u>	9	<input type="text" value="6"/>	<input type="text"/>	<input type="text" value="1"/>
<u>Black or African American</u>	0	<input type="text" value="2"/>	<input type="text"/>	<input type="text"/>
<u>Native Hawaiian or Other Pacific Islander</u>	0	<input type="text"/>	<input type="text"/>	<input type="text"/>
<u>White</u>	66	<input type="text" value="30"/>	<input type="text" value="3"/>	<input type="text" value="3"/>
Two or more races	1	<input type="text"/>	<input type="text"/>	<input type="text"/>
<u>Race and ethnicity unknown</u>	26	<input type="text" value="15"/>	<input type="text"/>	<input type="text"/>
Total men	112	74	4	5

Women

Race/ethnicity	<u>Instructional Staff</u> (from Part H, screen 1)	<u>Research</u> <u>staff</u>	<u>Public Service</u> <u>staff</u>	<u>Library and Student and Academic Affairs and Other Education Services</u> <u>Occupations</u> 25-4000 + 25-2000 + 25-3000 + 25-9000
Nonresident alien	4	<input type="text" value="15"/>	<input type="text"/>	<input type="text"/>

Hispanic/Latino	12	5	1	8
American Indian or Alaska Native	1			
Asian	13	7		3
Black or African American	5	3		
Native Hawaiian or Other Pacific Islander	1			
White	168	60	7	17
Two or more races	3	2		1
Race and ethnicity unknown	49	17	2	6
Total women	256	109	10	35
Total (men+women)	368	183	14	40

Institution: University of Colorado Denver/Anschutz Medical Campus (126562)

User ID: P1265625

Part H - New Hires, Full-time Staff by Occupational Category

Number of Newly Hired Full-time Staff

(Hired full-time between November 1, 2019 - October 31, 2020)

- Report Hispanic/Latino individuals of any race as Hispanic/Latino
- Report race for non-Hispanic/Latino individuals only

Men

Race/ethnicity	<u>Management Occupations</u> 11-0000	<u>Business and Financial Operations Occupations</u> 13-0000	<u>Computer, Engineering, and Science Occupations</u> 15-0000 + 17-0000 + 19-0000	<u>Community, Social Service, Legal, Arts, Design, Entertainment, Sports, and Media Occupations</u> 21-0000 + 23-0000 + 27-0000	<u>Healthcare Practitioners and Technical Occupations</u> 29-0000
<u>Nonresident alien</u>	<input type="text"/>	<input type="text" value="1"/>	<input type="text" value="2"/>	<input type="text"/>	<input type="text" value="8"/>
<u>Hispanic/Latino</u>	<input type="text" value="3"/>	<input type="text"/>	<input type="text" value="13"/>	<input type="text" value="1"/>	<input type="text" value="15"/>
<u>American Indian or Alaska Native</u>	<input type="text"/>	<input type="text"/>	<input type="text"/>	<input type="text"/>	<input type="text" value="2"/>
<u>Asian</u>	<input type="text" value="3"/>	<input type="text" value="2"/>	<input type="text" value="1"/>	<input type="text"/>	<input type="text" value="17"/>
<u>Black or African American</u>	<input type="text" value="2"/>	<input type="text" value="3"/>	<input type="text" value="2"/>	<input type="text"/>	<input type="text" value="9"/>
<u>Native Hawaiian or Other Pacific Islander</u>	<input type="text"/>	<input type="text"/>	<input type="text"/>	<input type="text"/>	<input type="text"/>
<u>White</u>	<input type="text" value="12"/>	<input type="text" value="14"/>	<input type="text" value="40"/>	<input type="text" value="6"/>	<input type="text" value="83"/>
Two or more races	<input type="text"/>	<input type="text" value="1"/>	<input type="text" value="1"/>	<input type="text" value="1"/>	<input type="text" value="3"/>
<u>Race and ethnicity unknown</u>	<input type="text" value="3"/>	<input type="text" value="2"/>	<input type="text" value="17"/>	<input type="text" value="1"/>	<input type="text" value="71"/>
Total men	23	23	76	9	208

Women

			Computer, Engineering,		
--	--	--	------------------------	--	--

Race/ethnicity	<u>Management Occupations</u> 11-0000	<u>Business and Financial Operations Occupations</u> 13-0000	<u>Computer, Engineering, and Science Occupations</u> 15-0000 + 17-0000 + 19-0000	<u>Community, Social Service, Legal, Arts, Design, Entertainment, Sports, and Media Occupations</u> 21-0000 + 23-0000 + 27-0000	<u>Healthcare Practitioners and Technical Occupations</u> 29-0000
Nonresident alien	<input type="text" value=""/>	<input type="text" value="1"/>	<input type="text" value="4"/>	<input type="text" value="1"/>	<input type="text" value="4"/>
Hispanic/Latino	<input type="text" value="8"/>	<input type="text" value="4"/>	<input type="text" value="19"/>	<input type="text" value="1"/>	<input type="text" value="15"/>
American Indian or Alaska Native	<input type="text" value="1"/>	<input type="text" value=""/>	<input type="text" value="2"/>	<input type="text" value=""/>	<input type="text" value="2"/>
Asian	<input type="text" value="2"/>	<input type="text" value="7"/>	<input type="text" value="9"/>	<input type="text" value="2"/>	<input type="text" value="24"/>
Black or African American	<input type="text" value="2"/>	<input type="text" value="2"/>	<input type="text" value="6"/>	<input type="text" value=""/>	<input type="text" value="13"/>
Native Hawaiian or Other Pacific Islander	<input type="text" value=""/>	<input type="text" value=""/>	<input type="text" value=""/>	<input type="text" value=""/>	<input type="text" value=""/>
White	<input type="text" value="29"/>	<input type="text" value="41"/>	<input type="text" value="99"/>	<input type="text" value="14"/>	<input type="text" value="75"/>
Two or more races	<input type="text" value="1"/>	<input type="text" value=""/>	<input type="text" value="2"/>	<input type="text" value=""/>	<input type="text" value="2"/>
Race and ethnicity unknown	<input type="text" value="5"/>	<input type="text" value="5"/>	<input type="text" value="21"/>	<input type="text" value=""/>	<input type="text" value="111"/>
Total women	48	60	162	18	246
Total (men+women)	71	83	238	27	454

Institution: University of Colorado Denver/Anschutz Medical Campus (126562)

User ID: P1265625

Part H - New Hires, Full-time Staff by Occupational Category

Number of Newly Hired Full-time Staff

(Hired full-time between November 1, 2019 - October 31, 2020)

- Report Hispanic/Latino individuals of any race as Hispanic/Latino
- Report race for non-Hispanic/Latino individuals only
- Include both medical school and non-medical school staff

Men

Race/ethnicity	<u>Service Occupations</u> 31-0000 + 33-0000 + 35-0000 + 37-0000 + 39-0000	<u>Sales and Related Occupations</u> 41-0000	<u>Office and Administrative Support Occupations</u> 43-0000	<u>Natural Resources, Construction, and Maintenance Occupations</u> 45-0000 + 47-0000 + 49-0000	<u>Production, Transportation, and Material Moving Occupations</u> 51-0000 + 53-0000	Grand Total (All full-time new hires)
<u>Nonresident alien</u>	<input type="text"/>	<input type="text"/>	<input type="text"/>	<input type="text"/>	<input type="text"/>	32
<u>Hispanic/Latino</u>	<input type="text" value="2"/>	<input type="text"/>	<input type="text"/>	<input type="text"/>	<input type="text"/>	45
<u>American Indian or Alaska Native</u>	<input type="text"/>	<input type="text"/>	<input type="text"/>	<input type="text"/>	<input type="text"/>	3
<u>Asian</u>	<input type="text"/>	<input type="text"/>	<input type="text" value="1"/>	<input type="text" value="1"/>	<input type="text"/>	41
<u>Black or African American</u>	<input type="text"/>	<input type="text"/>	<input type="text"/>	<input type="text" value="1"/>	<input type="text"/>	19
<u>Native Hawaiian or Other Pacific Islander</u>	<input type="text"/>	<input type="text"/>	<input type="text"/>	<input type="text"/>	<input type="text"/>	0
<u>White</u>	<input type="text" value="4"/>	<input type="text"/>	<input type="text" value="2"/>	<input type="text" value="6"/>	<input type="text"/>	269
Two or more races	<input type="text"/>	<input type="text"/>	<input type="text"/>	<input type="text" value="1"/>	<input type="text"/>	8
<u>Race and ethnicity unknown</u>	<input type="text" value="4"/>	<input type="text"/>	<input type="text" value="1"/>	<input type="text"/>	<input type="text" value="1"/>	141
Total men	10	0	4	9	1	558

Women

Race/ethnicity	<u>Service Occupations</u> 31-0000 + 33-0000 + 35-0000 + 37-0000 + 39-0000	<u>Sales and Related Occupations</u> 41-0000	<u>Office and Administrative Support Occupations</u> 43-0000	<u>Natural Resources, Construction, and Maintenance Occupations</u> 45-0000 + 47-0000 + 49-0000	<u>Production, Transportation, and Material Moving Occupations</u> 51-0000 + 53-0000	Grand Total (All full- time new hires)
Nonresident alien	<input type="text" value="1"/>	<input type="text"/>	<input type="text"/>	<input type="text"/>	<input type="text"/>	30
Hispanic/Latino	<input type="text"/>	<input type="text"/>	<input type="text" value="5"/>	<input type="text"/>	<input type="text"/>	78
American Indian or Alaska Native	<input type="text"/>	<input type="text"/>	<input type="text" value="1"/>	<input type="text"/>	<input type="text"/>	7
Asian	<input type="text"/>	<input type="text"/>	<input type="text" value="2"/>	<input type="text"/>	<input type="text"/>	69
Black or African American	<input type="text" value="3"/>	<input type="text"/>	<input type="text" value="5"/>	<input type="text"/>	<input type="text"/>	39
Native Hawaiian or Other Pacific Islander	<input type="text"/>	<input type="text"/>	<input type="text"/>	<input type="text"/>	<input type="text"/>	1
White	<input type="text" value="3"/>	<input type="text"/>	<input type="text" value="30"/>	<input type="text"/>	<input type="text"/>	543
Two or more races	<input type="text"/>	<input type="text"/>	<input type="text" value="1"/>	<input type="text"/>	<input type="text"/>	12
Race and ethnicity unknown	<input type="text" value="4"/>	<input type="text"/>	<input type="text" value="5"/>	<input type="text"/>	<input type="text" value="2"/>	227
Total women	11	0	49	0	2	1,006
Total (men+women)	21	0	53	9	3	1,564

Institution: University of Colorado Denver/Anschutz Medical Campus (126562)

User ID: P1265625

Human Resources Survey Evaluation

Were any staff members difficult to categorize? If so, please explain in the box below.

Institution: University of Colorado Denver/Anschutz Medical Campus (126562)

User ID: P1265625

Prepared by

Prepared by

Reporting Reminders:

- The name of the preparer is being collected so that we can follow up with the appropriate person in the event that there are questions concerning the data.
- The Keyholder will be copied on all email correspondence to other preparers.
- The time it took to prepare this component is being collected so that we can continue to improve our estimate of the reporting burden associated with IPEDS.
- Please include in your estimate the time it took for you to review instructions, query and search data sources, complete and review the component, and submit the data through the Data Collection System.
- Thank you for your assistance.

This survey component was prepared by:

<input type="radio"/>	Keyholder	<input type="radio"/>	SFA Contact	<input type="radio"/>	HR Contact
<input type="radio"/>	Finance Contact	<input type="radio"/>	Academic Library Contact	<input checked="" type="radio"/>	Other

Name:

Email:

How many staff from your institution only were involved in the data collection and reporting process of this survey component?

Number of Staff (including yourself)

How many hours did you and others from your institution only spend on each of the steps below when responding to this survey component?
Exclude the hours spent collecting data for state and other reporting purposes.

Staff member	Collecting Data Needed	Revising Data to Match IPEDS Requirements	Entering Data	Revising and Locking Data
Your office	<input type="text" value="80.00"/> hours	<input type="text" value="0.00"/> hours	<input type="text" value="20.00"/> hours	<input type="text" value="16.00"/> hours
Other offices	<input type="text"/> hours	<input type="text"/> hours	<input type="text"/> hours	<input type="text"/> hours

Institution: University of Colorado Denver/Anschutz Medical Campus (126562)

User ID: P1265625

Summary

Human Resources Component Summary

IPEDS collects important information regarding your institution. All data reported in IPEDS survey components become available in the IPEDS Data Center and appear as aggregated data in various Department of Education reports. Additionally, some of the reported data appears specifically for your institution through the College Navigator website and is included in your institution's Data Feedback Report (DFR). The purpose of this summary is to provide you an opportunity to view some of the data that, when accepted through the IPEDS quality control process, will appear on the College Navigator website and/or your DFR. College Navigator is updated approximately three months after the data collection period closes and Data Feedback Reports will be available through the [Data Center](#) and sent to your institution's CEO in November 2020.

Please review your data for accuracy. If you have questions about the data displayed below after reviewing the data reported on the survey screens, please contact the IPEDS Help Desk at: 1-877-225-2568 or ipedshelp@rti.org.

Number of staff by employment status and occupational category: Fall 2020

Occupational category	Reported values		FTE staff
	Number of full-time staff	Number of part-time staff	
Total number of staff	11,749	1,064	12,104
Instructional Staff	4,610	809	4,880
Primary Instruction	1,914	514	2,085
Exclusively credit	1,914	0	1,914
Exclusively not-for-credit	0	0	0
Combined credit/not-for-credit	0	514	171
Instruction/research/public service	2,696	295	2,794
Research Staff	821	33	832
Public Service Staff	138	0	138
Library and Student and Academic Affairs and Other Education Services Occupations SOC	381	3	382
Librarians, Curators, and Archivists SOC 25-4000	44	0	44

Archivists, Curators, and Museum Technicians SOC 25-4010	0	0	0
Librarians SOC 25-4020	34	0	34
Library Technicians SOC 25-4030	10	0	10
Student and Academic Affairs and Other Education Services Occupations SOC 25-2000 + 25-3000 + 25-9000	337	3	338
Management Occupations SOC 11-0000	1,042	7	1,044
Business and Financial Operations Occupations SOC 13-0000	696	45	711
Computer, Engineering, and Science Occupations SOC 15-0000 + 17-0000 + 19-0000	1,666	55	1,684
Community, Social Service, Legal, Arts, Design, Entertainment, Sports and Media Occupations SOC 21-0000 + 23-0000 + 27-0000	142	18	148
Healthcare Practitioners and Technical Occupations SOC 29-0000	1,510	35	1,522
Service Occupations SOC 31-0000 + 33-0000 + 35-0000 + 37-0000 + 39-0000	151	46	166
Sales and Related Occupations SOC 41-0000	0	0	0
Office and Administrative Support Occupations SOC 43-0000	432	13	436
Natural Resources, Construction, and Maintenance Occupations SOC 45-0000 + 47-0000 + 49-0000	125	0	125
Production, Transportation, and Material Moving Occupations SOC 51-0000 + 53-0000	35	0	35

NOTE: Full-time-equivalent (FTE) staff is calculated by summing the total number of full-time staff and adding one-third of the total number of part-time staff. Graduate assistants are not included in the above figures. Many of the FTE figures may be included in the DFR.

**Salaries of full-time instructional staff by contract length and academic rank:
Academic year 2020-21**

Academic rank	Months Covered by Annual Salary				Total Staff for Salary reporting	Total Number of Months	Salary Outlays	Weighted Average Monthly Salaries
	12 months	11 months	10 months	9 months				
All Ranks	316		3	585	904	9,087	\$95,145,613	\$10,471
Professor	78			105	183	1,881	\$27,039,542	\$14,375
Associate professor	85			194	279	2,766	\$30,027,908	\$10,856
Assistant professor	107		2	137	246	2,537	\$24,270,107	\$9,566
Instructor	46		1	149	196	1,903	\$13,808,056	\$7,256
Lecturer								
No academic rank								

NOTE: The above data are based on the Salary Outlays part of the IPEDS HR component. The Weighted average monthly salaries of full-time instructional staff by academic rank are calculated by adding the salary outlays reported for Men plus Women by academic rank, then dividing the sum by the "Total Number of Months" for Men plus Women by academic rank. Salaries of full-time instructional staff paid less than 9 months per year are not collected. Also, salaries of medical school staff are not collected. The weighted average monthly salaries may be included in the DFR.

Institution: University of Colorado Denver/Anschutz Medical Campus (126562)

User ID: P1265625

Edit Report

Human Resources

Source	Description	Severity	Resolved	Options
Screen: A1 - FT Instructional, Rank and Tenure - Indefinite duration contract				
Upload File	The percent of these staff (men + women) whose race/ethnicity is unknown is greater than expected. Please correct your data or explain. (Error #1302)	Explanation	Yes	
Reason	This is a known issue with our data that we continue to work to resolve.			
Screen: G2 - Salary Outlays, Instructional Staff				
Perform Edits	You reported full-time men (12 months) Professor earning \$7,931,376 in total outlays. This equates to \$17,393.40 per month for these staff. Please review your data and make any necessary corrections or explain the discrepancy. (Error #1635)	Explanation	Yes	
Reason	I have reviewed these salaries and believe those numbers to be correct. While those sections will exclude salaries for the School of Medicine, they will still include salaries from our faculty with the Colorado School of Public Health, the School of Dental Medicine, The School of Pharmacy, and the College of Nursing. These colleges typically have higher-paid faculty members, particularly at higher ranks, which can skew results.			
Screen: D - PT Staff, Occupation - 2				
Upload File	This number(0) is outside the expected range of between 1 and 30 based on the prior year value. Please correct your data or explain. (Error #1387)	Explanation	Yes	
Reason	This is a small N issue -- last year's number was 1, and we had a minor reorganization since then.			
Screen: D - PT Staff, Occupation - 4				
Upload File	This number(46) is outside the expected range of between 54 and 112 based on the prior year value. Please correct your data or explain. (Error #1387)	Explanation	Yes	
Reason	This change is a true reduction in our service employees. This may be in part to a "hiring chill" implemented to aid with budget concerns due to both lower enrollment and concerns about COVID 19.			

Upload File	This number(0) is outside the expected range of between 1 and 30 based on the prior year value. Please correct your data or explain. (Error #1387)	Explanation	Yes	
Reason	This change is a true reduction in employees, probably due to a "hiring chill" implemented to aid with budget concerns due to both lower enrollment and concerns about COVID 19.			
Perform Edits	The percentage of part-time staff (men + women) reported across all occupational categories whose race/ethnicity is unknown is greater than expected. Please correct your data or explain. (Error #1358)	Explanation	Yes	
Reason	This change is a true reduction in our employees. This may be in part to a "hiring chill" implemented to aid with budget concerns due to both lower enrollment and concerns about COVID 19.			
Screen: E - PT Staff, Medical School Status - 2				
Upload File	This number(7) is outside the expected range of between 28 and 58 based on the prior year value. Please correct your data or explain. (Error #1387)	Explanation	Yes	
Reason	This change is a true reduction in our number of employees. This may be in part to a "hiring chill" implemented to aid with budget concerns due to both lower enrollment and concerns about COVID 19.			
Screen: H - New Hires Instructional, Tenure				
Upload File	The percent of these staff (men + women) whose race/ethnicity is unknown is greater than expected. Please correct your data or explain. (Error #1302)	Explanation	Yes	
Reason	This is a known issue with our data that we continue to work to resolve.			
Screen: H - New Hires, Occupation - 3				
Perform Edits	The percentage of new hires (men + women) reported across all occupational categories whose race/ethnicity is unknown is greater than expected. Please correct your data or explain. (Error #1360)	Explanation	Yes	
Reason	This is a known issue with our data that we continue to work to resolve.			